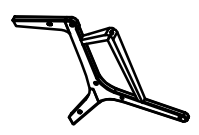
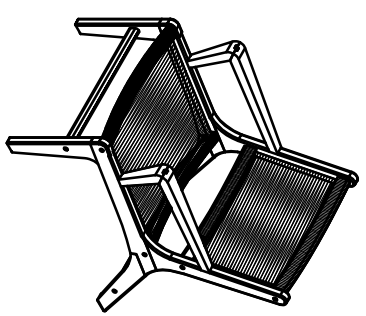


# OCEANS LOUNGE CHAIR

## Assembly Instructions




Ax2 (LAR)



Bx1







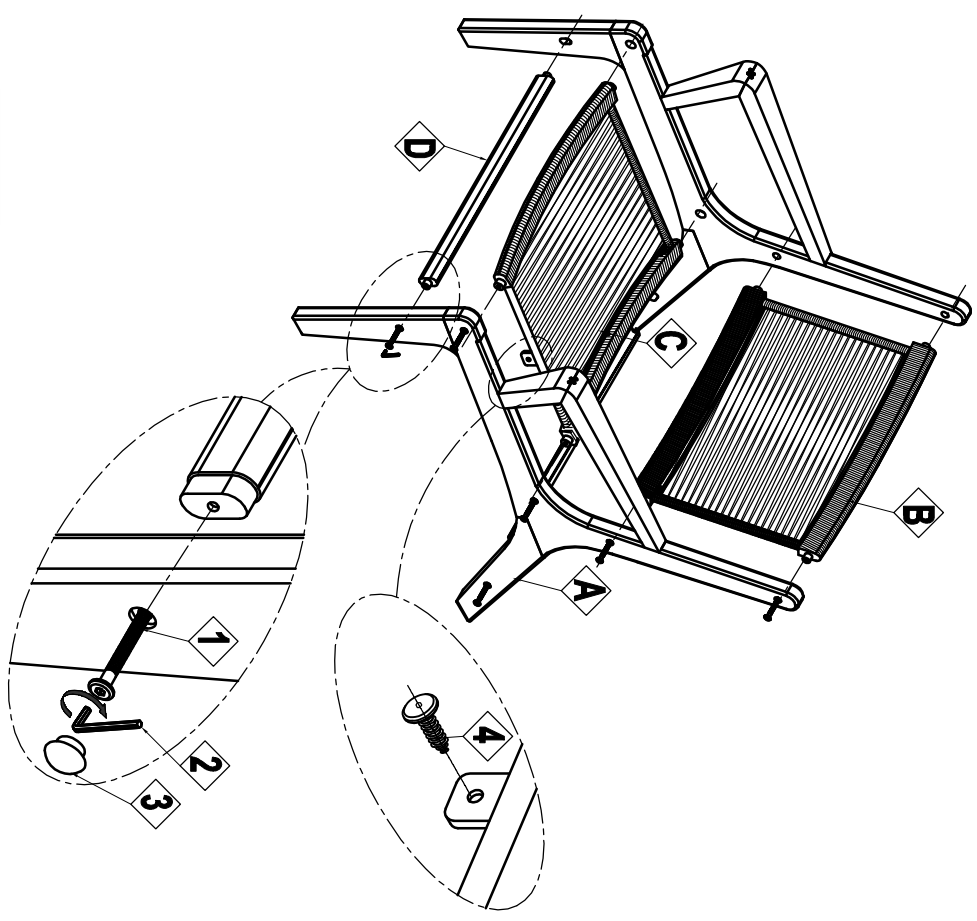
Cx1



Dx2

### LIST OF HARDWARE

NO.	HARDWARE	QTY.
1	F-Bolt M6x60 	12
2	Allen key 	01
3	Wood Nut 	12
4	Screw 	2



**WARNING!** DO NOT use this chair or table in any other way than it is

Intended. Tables are not designed or intended to be climbed on to, jumped on or stood on. All chair legs **MUST** remain on the ground surface at all times. **DO NOT** rock on back chair legs. Chairs are **ONLY** to be used for sitting on by 1 person at a time. **ALWAYS** supervise children for safe use of furniture. **FAILURE TO FOLLOW THIS WARNING CAN LEAD TO: SEVERE BODILY INJURY, DEATH OR LOSS OF PROPERTY**