

Do **NOT** Use
Ethanol Fuel
For This
Burner

PERPETUAL COLLECTION

ZANZIBAR FIRE COFFEE TABLE



SAFETY & USER OPERATION MANUAL

READ ALL INFORMATION CAREFULLY BEFORE OPERATING THIS TABLE BURNER



SEASONAL LIVING®

TABLE OF CONTENTS

Dangers & Warnings	3
Using the Correct / Specified Super•Bio•Fuel™	6
Explanation of Warning Symbols.....	12
Parts List and Descriptions.....	14
Assembly & Operation.....	16
Care, Cleaning & Maintenance.....	30
Warranty	33

IMPORTANT - MAINTAIN AND KEEP THIS MANUAL IN A SAFE, DRY AND EASILY ACCESSIBLE LOCATION. DO NOT DISCARD THIS MANUAL AT ANY TIME.

WARNING!

YOU MUST READ & UNDERSTAND ALL THESE INSTRUCTIONS BEFORE YOU ASSEMBLE AND OR OPERATE THIS SUPER•BIO•FUEL™ BURNER. If you do not UNDERSTAND any part of these instructions DO NOT ASSEMBLE OR OPERATE the SUPER•BIO•FUEL™ Burner.



If the information and WARNINGS in this manual are not followed exactly, a fire or explosion may result causing property damage, SEVERE BURNS or DEATH.



NEVER allow anyone to operate this SUPER•BIO•FUEL™ Burner without them fully reading and understanding all warnings, dangers & operations.



NEVER LEAVE SUPER•BIO•FUEL™ Burner UNATTENDED AT ANY TIME. Doing so is extremely dangerous. Never leave any fire unattended.



MAKE SURE you assemble product as specified in this Owner's Manual.



ONLY use a long-stemmed kitchen / BBQ Butane lighter to light burner. NEVER use a cigarette lighter or matches to light fire.



Only use specified SUPER•BIO•FUEL™ as specified in this Owner's Manual – NEVER use any other type of fuel including ETHANOL fuels. We recommend that you use NO more than 1.0 liters of Super•Bio•Fuel™ for each burning session. Fill only to the max fuel reservoir indicator. Do not store any fuel near burner at any time. Failure to follow manufacturer's directions and owner manual's instructions will void any liability and warranty.



Do not allow the 'Wicks' in the SUPER.BIO.FUEL™ Burner to become wet with any other liquid other than the SUPER.BIO.FUEL™. When not using the burner, safely store it empty (i.e. free of fuel) and inside a protected and ventilated space well away from children or pets.



WHAT TO DO IN THE EVENT OF UNCONTROLLABLE FIRE:

Fire extinguisher – MAKE SURE YOU USE CORRECT FIRE EXTINGUISHER for the specified fuel. Do NOT place yourself in harm's way. Notify others and evacuate premises immediately. Call Fire department / Emergency Services.



Never allow children under the age of 18 to handle or operate burner or SUPER•BIO•FUEL™ at any time. Keep all fuel secure and well away from children and any pets.



NEVER consume / use non prescription or psychological/recreational drugs or alcohol prior to and or during the operation of the SUPER.BIO.FUEL™ Burner. Doing so may cause impairment of good judgment and common sense. Never allow others under the influence of non prescription or psychological drugs or alcohol to operate the burners at any time during operation. Use of non prescription drugs and or alcohol is dangerous and can lead to uncontrollable fire, severe burns and possibly death.

DANGERS and WARNINGS: FOR YOUR SAFETY

GENERAL WARNINGS

DO NOT SIT or STAND ON TABLE—ONLY USE THE TABLE IN THE MANNER IN WHICH IT IS INTENDED

Warning—For your Safety: If the information in this instruction manual is not followed exactly, a fire or explosion may result causing property damage, personal injury or loss of life.

IMPORTANT NOTICE: Read and understand all warnings and precautions prior to assembly and use of your SUPER•BIO•FUEL™ Burner.

NOTE: The use and installation of this product must conform to local, state and federal codes. It is your responsibility to check that this burner conforms to Fire & Safety codes in your local area.

NOTICE: BUYER ASSUMES ALL RESPONSIBILITY FOR SAFETY AND USE THAT IS NOT IN ACCORDANCE WITH INSTRUCTIONS AND WARNINGS

Minimum Clearance From Unit to Combustible Construction: 72" (182.9cm) from the top; 48" (121.9cm) from all sides and back. **DO NOT** locate this appliance under overhead, unprotected combustible surfaces.

- Improper installation, adjustment, alteration, service or maintenance can cause injury or property damage. Read the installation, operation and maintenance instructions thoroughly **BEFORE INSTALLING** the SUPER•BIO•FUEL™ Burner
- Keep these instructions for future reference. If you are installing this unit for someone else, give this manual to him or her to read and keep for future reference.
- The SUPER•BIO•FUEL™ Burner shall **ONLY** be used in conjunction the Perpetual Collection Zanzibar Table table it is shipped with (replacement burner must also **ONLY** be used with original table(s)). This burner is **NOT INTENDED** to be used with any other table other than what is shown in this User Manual. Should this Burner be used with any other table (other than defined in this User Manual) then User / Buyer assumes all responsibilities and consequences of his/her actions.
- Never **LEAVE** this SUPER•BIO•FUEL™ Burner burning / unattended without a responsible adult being in permanent attendance.
- Always discuss with all children the importance of fire safety and the dangers associated with fire and extreme heat generated from the SUPER•BIO•FUEL™ Burner (and the Ceram glass guard) – The SUPER•BIO•FUEL™ Burner and Ceram fire glass guard become hot very quickly once the SUPER•BIO•FUEL™ Burner is lit.
- NEVER permit children or pets to play on, near or around the table(s), the SUPER•BIO•FUEL™ Burner and the Ceram glass fire guard at any time.
- **MAKE SURE** once the SUPER•BIO•FUEL™ Burner has been extinguished and the SUPER•BIO•FUEL™ Burner vents have been closed that children and pets are not permitted within the vicinity of the table, SUPER•BIO•FUEL™ Burner and Ceram fire glass guard for **AT LEAST 1 hour (60 minutes)**.
- This SUPER•BIO•FUEL™ Burner and Ceram fire glass guard is **NOT** to be touched or operated **AT ANY TIME** by children. Young children need to be very closely supervised when in the vicinity of this SUPER•BIO•FUEL™ Burner and Ceram fire glass guard. **NEVER** leave an unsupervised child alone near a lit burner.
- **ALWAYS** inspect the SUPER•BIO•FUEL™ Burner and Ceram fire glass guard **BEFORE** using it – The SUPER•BIO•FUEL™ Burner must always be in good condition (No dents, holes, leaks and any other damage that might compromise the safe use of the burner – if in doubt, do not use it. Instead contact your retailer or the company that sold you the product and seek assistance). Check for debris and any other foreign materials that may have lodged themselves into the burner vent area and **OR** in the fuel tank if any part of the fuel tank has been left open and fully exposed. **ALWAYS** check the Ceram fire glass guard for chips, cracks or breaks **EVERY TIME** before you light the SUPER•BIO•FUEL™ Burner. **NEVER** use the Burner and / or the Ceram fire glass guard if any part is in any way damaged or deteriorated.
- If the SUPER•BIO•FUEL™ Burner or Ceram fire glass guard appears flawed, damaged or is in a state of deterioration it must be replaced before the SUPER•BIO•FUEL™ Burner is used. If you suspect that the SUPER•BIO•FUEL™ Burner or Ceram fire glass guard is compromised in any way do **NOT** use or light the SUPER•BIO•FUEL™ Burner at all. A SUPER•BIO•FUEL™ Burner and Ceram fire glass guard specified by the manufacturer can only replace the SUPER•BIO•FUEL™ Burner and Ceram fire glass guard that you purchase or is shipped to you. Contact the original store or design firm from whom you purchased this product.
- Do **NOT** operate, light or use the SUPER•BIO•FUEL™ within 6 feet of combustible walls, structures or buildings.
- Storage of the Zanzibar table with the SUPER•BIO•FUEL™ Burner is permissible only when the SUPER•BIO•FUEL™ Burner is not in use and there is **NO** SUPER•BIO•FUEL™ liquid stored in the SUPER•BIO•FUEL™ reservoir tank.
- Do **NOT** place any combustible materials (including but not limited to table decorations) within 40" (1.0M) of the liquid SUPER•BIO•FUEL™ Burner. Keep the SUPER•BIO•FUEL™ Burner and table at least 80" (2.0M) away from curtains, tents or draperies.

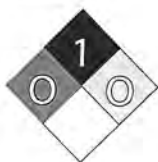
DANGERS and WARNINGS: FOR YOUR SAFETY

- The SUPER•BIO•FUEL™ Burner must use ONLY the specified and recommended SUPER•BIO•FUEL™. DO NOT USE ANY OTHER TYPE OF FUEL – NOT ONLY IS THIS EXTREMELY DANGEROUS AND HAZARDOUS, YOU SHOULD KNOW AND UNDERSTAND THAT THIS BURNER IS NOT DESIGNED FOR STANDARD ETHANOL FUEL OR ANY OTHER TYPE OF LIQUID OR GEL FIRE FUEL. FAILURE TO FOLLOW THIS INSTRUCTION COULD LEAD TO AN EXPLOSION, UNCONTROLLABLE FIRE, SEVERE BURNS AND OR DEATH – PLEASE BE VERY CAREFUL AT ALL TIMES.
- Do NOT burn solid fuels such as: paper, wood, charcoal briquettes, lump charcoal, driftwood, trash, leaves, cardboard, plywood or stained or pressure treated wood with this SUPER•BIO•FUEL™ Burner.
- Do NOT toast or cook any type of food (e.g. Marshmallows) over a lit SUPER•BIO•FUEL™ Burner. Fuel is a toxic liquid, cooking or toasting food over a lit SUPER•BIO•FUEL™ Burner can result in the food dropping or falling into the SUPER•BIO•FUEL™ Burner. This may lead to the person cooking to want to lean over burner or retrieve the food – Do NOT allow this action – THIS IS DANGEROUS.
- DO NOT store any combustible materials in the table base enclosure.
- The use of alcohol, prescription or non-prescription drugs may impair an individual's ability to properly assemble or safely operate this SUPER•BIO•FUEL™ Burner. Do Not serve or consume high alcohol beverages (i.e. alcoholic drinks that contain 70 percent alcohol (140 proof) e.g. Absinthe and or Bacardi 151). Alcoholic drinks that contain a high alcoholic content level are flammable and should not be served near any open flame / burner and specifically not within 6 feet (72" inches) of the SUPER•BIO•FUEL™ Burner. The Burner could be a source of ignition for the alcoholic drink.
- DO NOT operate the SUPER•BIO•FUEL™ Burner in an explosive atmosphere. Keep the SUPER•BIO•FUEL™ Burner / table clear and free of combustible materials, gasoline and other flammable vapors and liquids – this includes ethanol and or any other flammable liquid fuel.
- The SUPER•BIO•FUEL™ Burner is not to be installed or used in or on recreation vehicles and / or boats.
- Do NOT use this SUPER•BIO•FUEL™ Burner near automobiles, trucks, vans or recreational vehicles.
- Always use in accordance with all applicable local, state and national codes. Contact your local fire department for details on outdoor / indoor burning. Observe and closely follow burn bans and all associated warnings at all times.
- Use the same precautions you would with any open fire when operating the SUPER•BIO•FUEL™ Burner.
- Do NOT alter the SUPER•BIO•FUEL™ Burner or the Zanzibar Table in any manner.
- Do NOT use / light this SUPER•BIO•FUEL™ Burner until it is COMPLETELY assembled and all parts are securely positioned as specified in this User Manual.
- Do NOT store or operate a liquid propane (LP) gas tank within 20 feet (6.0 Meters) of this SUPER•BIO•FUEL™ Burner / table while it is in operation and or you are about to fuel the SUPER•BIO•FUEL™ Burner.
- Avoid using near or under overhanging trees and shrubs.
- We strongly recommend using SUPER•BIO•FUEL™ Burner on a hard, level, non-combustible surface such as concrete, ceramic tile, rock or stone. An asphalt or blacktop surface may not be acceptable for this purpose.
- Do NOT use this SUPER•BIO•FUEL™ Burner if any part of it contains rain water or other liquid other than specified fuel.
- Do NOT wear flammable or loose long-sleeved clothing when operating this SUPER•BIO•FUEL™ Burner. When operating the SUPER•BIO•FUEL™ Burner / table do NOT wear articles of clothing that contain synthetic fibers (e.g. polyester, nylon, polypropylene etc). In the event of fire becoming uncontrollable and catching light to any part of your body, the synthetic fibers contained in some articles of clothing will melt very fast causing extreme pain and severe burns.
- Make sure you ALWAYS tie back long hair when lighting or extinguishing the SUPER•BIO•FUEL™ Burner.
- Do NOT smoke while setting up, lighting or extinguishing the SUPER•BIO•FUEL™ Burner. Never leave lighters or matches on the table or close to the SUPER•BIO•FUEL™ Burner.
- Do NOT use or operate SUPER•BIO•FUEL™ Burner / table in windy conditions. Sudden and strong wind gusts can cause fire to become uncontrollable, which can lead to a dangerous operating environment and can place you and others at risk. If wind picks up and you notice that the fire appears to be rising uncontrollably above the Ceram fire glass guard, shut the burner down immediately. If safe to do so, close the burner vents and if the fire is out of control, immediately use an ABC or other appropriate fire extinguisher (use fire extinguisher according to manufacturer's instructions) as a last resort.
- Do NOT overfill the SUPER•BIO•FUEL™ Burner with fuel. Using a fuel funnel (supplied with this table and burner) we strongly recommend that you only fill the burner with 1.0 liter of Super•Bio•Fuel™ per burning session. AVOID THE TEMPTATION TO FILL FUEL TO THE TOP OF THE BURNER, THIS IS UNSAFE, UNNECESSARY AND DANGEROUS. Never fill fuel beyond the max fuel reservoir indicator.
- Keep all electrical cords away from a hot outdoor SUPER•BIO•FUEL™ Burner.

DANGERS and WARNINGS: FOR YOUR SAFETY

- Certain areas of this SUPER•BIO•FUEL™ Burner and table when in use will become too hot to safely touch. DO NOT touch any Ceram fire glass guard or burner surface until the burner has been extinguished and allowed to cool down for at least 30 minutes. **WARNING: BE VERY CAREFUL, DO NOT PUT YOURSELF OR OTHERS AT RISK. MONITOR CHILDREN CLOSELY AT ALL TIMES.**
- Do NOT hang or place clothing or other flammable materials on, above or near the SUPER•BIO•FUEL™ Burner.
- Do NOT attempt to move or store this SUPER•BIO•FUEL™ Burner and the table until ALL parts are cool to the touch. Doing so is extremely dangerous and could cause burns or damage to the table.
- Do NOT leave or store any SUPER•BIO•FUEL™ in the burner tank reservoir for any period of time unless you are planning on using the Super SUPER•BIO•FUEL™ Burner within the next 15 minutes.
- For your safety, we strongly recommend that you Do NOT throw or pour anything into the SUPER•BIO•FUEL™ Burner when the unit is in operation / lit or burning. If you wish to re-fuel the burner, wait until the flames have completely extinguished before re-fueling. Only add fuel through the fuel port. When fueling or adding fuel to the SUPER•BIO•FUEL™ Burner, make sure you always wipe up any fuel spills before lighting the burner. If you spill fuel while adding fuel to a lit burner, immediately close the SUPER•BIO•FUEL™ Burner vent / fuel port and when safe to do so, wipe up all fuel spills SUPER•BIO•FUEL™ is water soluble and can be wiped up with a damp paper towel or cloth. A cloth or rag contaminated with SUPER•BIO•FUEL™ should be rinsed out immediately and then placed in your washing machine for regular washing. DO NOT leave contaminated fuel rags lying around in locations where they may be prone to combustion or where pets and or children have access to them.
- Do NOT place yourself, others and property at risk – Always think of SAFETY at ALL times.
- Should the SUPER•BIO•FUEL™ fire become uncontrollable, call the Fire Department / Emergency services. Warn others and evacuate to a safe location. Do NOT put yourself or others in harm's way trying to tackle an out of control fire.
- Do NOT cover or decorate the burner with any items that may hide Warning and caution symbols and messages. It is important that the operator and your friends and family can always see and understand the warning messages on the SUPER•BIO•FUEL™ Burner at ALL TIMES. Keep your burner surface clean so that Warning symbols and messages can be easily read.
- **DO NOT ALLOW OTHERS TO OPERATE THE SUPER•BIO•FUEL™ BURNER UNLESS THEY HAVE READ AND FULLY UNDERSTAND HOW TO SAFELY OPERATE THE SUPER•BIO•FUEL™ BURNER SO AS TO AVOID LOSS OF PROPERTY, SEVERE BURNS AND / OR DEATH.**

SUPER•BIO•FUEL™ DANGERS, WARNINGS & FUEL SPECIFICATION



Transport: super-bio-fuel / Hazard Class: 0
Poses No Shipping Hazards / Non-Flammable, Class 65
Approved for Ground + Air Shipments / HMIS 0-1-0



PEOPLE FRIENDLY

PLANET FRIENDLY



SUPER•BIO•FUEL™ DANGERS, WARNINGS & FUEL SPECIFICATION

SUPER•BIO•FUEL™ SAFETY

This table and burner is for use with SUPER•BIO•FUEL™ ONLY. No other fuel is acceptable.

READ, UNDERSTAND & CLOSELY FOLLOW all Warnings and Danger signs and notices and closely follow SUPER•BIO•FUEL™ Manufacturer's instructions prior to use. This fuel is flammable and should be treated with caution at all times. View labels and the Material Safety Data Sheet on the following pages that provide instruction as to how to safely use this type of fuel – for additional safety information, visit manufacturer's website at: www.luminaproducts.com/superbiofuel/safety

SUPER•BIO•FUEL™ can be used indoors (well ventilated spaces) or outdoors. There are no toxic emissions, just water vapor and CO2 like ethanol.

IMPORTANT INFORMATION: NO OTHER FUEL TYPES SHOULD BE USED IN THIS BURNER AS THERE COULD BE RISKS OF INJURY OR DEATH. THIS BURNER IS DESIGNED ONLY TO USE SUPER•BIO•FUEL™

When used outdoors it's important that rain or other liquids do not get into the burner and more importantly, the burning wick. The wick must remain dry at all times (apart from contact with fuel).

The flash point of SUPER•BIO•FUEL™ is 200° F

Unlike ethanol type fuels, this SUPER•BIO•FUEL™ can be used to re-fill a burner during burning of fuel. The fuel manufacturer recommends re-fueling the burner when you notice that the flames are low and almost at a point of extinguishing. If you allow the burner to completely extinguish, allow for 10 minutes to pass before re-fueling to allow non-toxic gases to escape.

Note SUPER•BIO•FUEL™ does not evaporate like most other fuels or like water. A droplet on the table will remain until it is wiped off or removed. Please be safe with this fuel, wipe up any spills after pouring or fueling the Burner.

Please carefully read the following Material Safety Data Sheet information and read all labels included in this User Manual BEFORE USING OR DISPENSING ANY FUEL. Failure to do so may lead to damage to property, cause explosions, severe burns and or death. Make sure you know and understand how to safely fuel, extinguish SUPER•BIO•FUEL™ at all times and in the event of ingestion or fires becoming uncontrollable, how to seek First Aid / safely extinguish fire from this fuel.

At a minimum keep an up to date and serviced ABC class Fire Extinguisher available and close at hand at all times. At a minimum, we strongly recommend that you have an ABC fire extinguisher within 8 feet of the fire.



V103.10.12

**SUPER VALUE!
LONGER BURNING
THAN ETHANOL!**

6%
more fuel
than quart
bottle



Revolutionary NEW SUPER•BIO•FUEL
... IS FUEL REDEFINED!

NON-FLAMMABLE / SAFE HANDLING

English + French Label



Available in:
1-Liter 4-Liter

smart resource group

super•bio•fuel™



SUPER•BIO•FUEL™ - A SUPERIOR FUEL THAT PROVIDES SUPER BENEFITS:

- **Non Flammable** for safe handling, yet **Combustible** for economic burning.
- **Most Cost Effective Ethanol Fuel Alternative** - burns up to 40% longer than ethanol fuels.
- **Suitable for INDOOR or OUTDOOR use** - generates no harmful or toxic exhaust.
- **Versatile** - ideal for a wide range of decorative burning devices (requires wicking technology).
- **Easy Shipping** - even by AIR, there are no restrictions for either 1 Liter or 4 Liter bottles.
- **Planet Friendly** - it's recycled, purified, sustainable and generates no harmful exhaust.
- **Clean Burning** - No Soot, No Smoke, No Toxins and No Residue.
- **Laboratory Tested** - and Certified for emissions and safety.
- **Made in the USA!**

SUPER•BIO•FUEL™ - The Revolutionary New Fuel for Ventless Fireplaces, Firepots, and all Wicked Devices; it's uniquely **NON FLAMMABLE** (flash point 200° F) providing ultra-safe handling; but it is also **COMBUSTIBLE** and burns efficiently in any device that utilizes batting or wick to provide the necessary wicking action.

Due to it's high flash point, **SUPER•BIO•FUEL™** naturally eliminates flash fires and flare ups. Pouring **SUPER•BIO•FUEL™** into a burning flame only puts the fire out! And it's not hazardous, generating no harmful exhaust or odor. In fact, the only exhaust is CO2 + Water Vapor (in similar amounts to human exhalation).

Other Important Features of SUPER•BIO•FUEL™

SUPER•BIO•FUEL™ is **CLEAN BURNING**. No Soot, No Smoke, No Smell, and No Residue left behind.

SUPER•BIO•FUEL™ is not considered 'dangerous goods' by the Department of Transportation (DOT). Therefore no special requirements or restrictions when shipping either the 1-Liter or 4-Liter bottles, therefore, making it less costly to ship than hazardous flammable fuels. It can even be shipped by air, and unlike ethanol fuels, is suitable for transport by all common carriers, couriers, and US Postal Service.

SUPER•BIO•FUEL™ burns longer than other fuels; it's the consumers' most economical fuel choice.

- Available in convenient **1-Liter bottles** and economy sized **4-Liter bottles**.
- **1-Liter bottles** available in 6-pack or 12-pack cartons.
- **4-Liter bottles** available in 4-pack carton. (most economical)
- Less expensive, safer and cleaner to burn than ethanol or petroleum based fuels.

SUPER•BIO•FUEL™ has no special storage requirements. It's rated non-flammable and should not impact facility insurance coverage unlike other more dangerous flammable fuels. Of course, always store in a cool place, away from any source of heat or ignition, out of direct sunlight and out of the reach of children.

SUPER•BIO•FUEL™ is safe to use and store indoors; it's uniquely suited for RV and MARINE use.

SUPER•BIO•FUEL™ is NOT a Fossil Fuel. It's renewable, sustainable and Planet-Friendly....and a great clean-burning alternative to Ethanol and Canned Ethanol Gel Fuels.

SUPER•BIO•FUEL™ Is Proudly made in the USA! It's a purified + enhanced recycled product. ♻️

- SUPER** - Economical
- SUPER** - Versatile
- SUPER** - Safer ...greatly reduces chance of accidental misuse.

SUPER•BIO•FUEL™ IS FUEL REDEFINED!

* For best results use devices fitted with TecWick™ engineered batting + wicks. Virtually any type of fireplace or burner can be converted to burn **SUPER•BIO•FUEL™** with the proper insert. Conversion kits are available for most popular brands of FirePots, Party Lites and PatioGlo burners. Visit www.tecwick.com to learn more.

Made in USA / p. 336.644.4192 / info@Super-Bio-Fuel.com / www.Super-Bio-Fuel.com

SUPER·BIO·FUEL™ DANGERS, WARNINGS & FUEL SPECIFICATION



Page: 1 of 3

United States Version: Preparation Date: 22/Jan/2012 Revision Date: 23/Mar/2012

1. IDENTITY

super·bio·fuel

Smart Resource Group llc (Manufacturer)
301 South Henry Street
Stoneville, North Carolina 27048

For Information: +1 336.644.4192
Online Safety + Emergency Info www.super-bio-fuel.com/safety
Chemical Name: ORGANIC SUPER·BIO·FUEL™/ NON-FLAMMABLE*
Manufacturer's Code: SBF Formula 8-888
Trade Name: SUPER·BIO·FUEL™
HMIS:
Health: 0
Flammability: 1
Reactivity: 0

Product Appearance and Odor: Clear, colorless liquid; mild sweet antiseptic smell (astringent), odorless when burned.

2. INTENDED USE

Fuel for Indoor and Outdoor Ventless Fireplaces, Party Lights, Fire Pots, Fire Pits and Wicked Devices. Requires engineered fiberglass batting or wicks to start and sustain a flame. Not for human or animal consumption.

3. HAZARDOUS INGREDIENTS / INFORMATION ON INGREDIENTS

May cause eye or skin irritation with susceptible persons. May be harmful if swallowed. No components are believed to be hazardous, or listed in the NIOSH Recommendations for Occupational Safety and Health Standards 1988 or are listed as hazardous by SARA, CERCLA, or RCRA. No OSHA PEL's are established for any of the other ingredients. Not a dangerous substance or mixture according to the Globally Harmonized System (GHS)

Non Hazardous Components* [* trade secret, name withheld; hazards and treatments fully disclosed]

Proprietary Diol	CAS *	Weight: 75%-95%
Proprietary Additives	CAS *	Weight: 2%-15%
Proprietary Ingredient	CAS *	Weight: 2%-7%

4. FIRST AID PROCEDURES / NO KNOWN IRRITANTS

Acute Effects:	Possible Effect	Remedy
Eyes:	May cause slight irritation.	Flush area with cool water for 15 minutes.
Skin:	May cause slight irritation. Repeated exposure may cause skin dryness or cracking.	Rinse area well with soapy water as a precaution.
Ingestion:	May be harmful if swallowed.	Drink water to dilute, seek medical attention.
Inhalation:	Avoid sustained breathing of vapors or mist from liquid.	Move to fresh air and ventilate area.
Chronic Effects:	Repeated, excessive exposures may cause central nervous system effects.	
Aggravated Medical Conditions:	Central Nervous System	
Potential Environmental Effects:	See Section 11 for additional information	
Toxicological Information:	See Section 10 for additional information	

5. FIRE FIGHTING INFO

Flammable Properties: May ignite if exposed to intensive heat and a source of ignition. Unable to ignite under 200° F. Material may pose a fire risk hazard because it is dispersed (or spread) by water stream.

Suitable Extinguishing Media: Extreme wetting and cooling agents (STOPFIREFAST!), Dry Powder, Alcohol-resistant foam. Carbon dioxide (CO2). Use extinguishing measures that are appropriate to local circumstances and the surrounding environment. Do not use a solid water stream as it may scatter and spread fire.

Unsuitable Extinguishing Media:

Unsuitable Combustion Products: Thermal decomposition (bulk spill) can lead to release of irritating gases and vapors, Carbon monoxide (CO) and Carbon dioxide (CO2).

Explosion Data:

Sensitivity to impact: No information available. Highly unlikely.

Sensitivity to static discharge: No information available. Highly unlikely. Flash Point: 200° F (unable to ignite under 200° F)

Specific Hazards: Risk of ignition above 200° F. Keep product and empty container away from heat and sources of ignition.

NFPA:

Health 0	Stability & Reactivity 0
Flammability 1	Physical Hazard -



6. ACCIDENTAL RELEASE MEASURES

Personal Precautions: Ensure adequate ventilation. Avoid high-pressure washing or generation of aerosols. Use personal protective equipment. Material can create slippery conditions.

Environmental Precautions: Prevent further leakage or spillage if safe to do so.

Cleanup Methods: Soak up with inert absorbent material. Pick up and transfer to properly labeled containers.

smart resource group

super·bio·fuel

SUPER•BIO•FUEL™ DANGERS, WARNINGS & FUEL SPECIFICATION



United States Version: Preparation Date: 22/Jan/2012 Revision Date: 23/Mar/2012

7. HANDLING & STORAGE

Handling: Ensure adequate ventilation.
Storage: Keep in a dry cool place. Reseal containers after opening. To maintain product quality, do not store in heat or direct sunlight. Keep at temperatures not exceeding 104° F.

8. PHYSICAL CHARACTERISTICS

Appearance: Clear liquid.
pH: No information available.
Odor: Mild Sweet antiseptic (Astringent) Does not contain D-Limonenes.
Flash Point: 200° F / Will not ignite below 200° F.
Auto-Ignition: Above 1,000° F.
Water Solubility: Miscible.
Shelf Life: Five (5) Years when stored in closed containers between 32°F and 95°F. Avoid freezing and thawing.
Residue: Non after burning.

9. STABILITY & REACTIVITY

Chemical Stability: Stable under normal conditions.
Conditions to Avoid: Extremes of temperature and direct sunlight.
Incompatible Materials: Strong acids. Strong bases. Strong oxidizing agents.
Hazardous Decomposition Products: No Information Available.
Hazardous Reactions: Hazardous polymerization does not occur.

10. TOXICOLOGICAL INFORMATION

ACUTE TOXICITY, Product Information.

LD50 Oral: No Information Available.
LD50 Dermal: No Information Available.
LD50 Inhalation: No Information Available.

TOXICOLOGICAL DATA FOR THE COMPONENTS

Chemical Name	Weight %	LS50 Oral	LD50 Dermal	LD50 Inhalation
Proprietary Diol	75-95%	20,000 mg/kg Rat	20,800 mg/kg Rabbit	>317042 mg/m ³ air
Proprietary Additive	2-15%	N/A	N/A	N/A
Proprietary Ingredient	2-5%	90 mg/kg Rat	N/A	N/A

CHRONIC EFFECTS: No component of this product present at levels greater than 0.1% is identified as a known or anticipated carcinogen.

OSHA: Not Listed.
ACGIH: Not Listed.
NTP: Not Listed.
Mexico: Not Listed.
IARC: Not Listed.

Irritation:

Eye, rabbit 500 mg 24H MLD

Sensitization:

No Information Available

Mutagenic Effects:

No Information Available

Developmental Effects:

Animal testing did not show any effects on fetal development

Corrosivity:

No Information Available

Neurological Effects:

No Information Available

Reproductive Effects:

No Information Available

Target Organ Effects:

No Information Available

11. ECOLOGICAL INFORMATION

ECO-TOXICITY EFFECTS, Component Information.

Chemical Name (Trade Secret)	Weight %	Acute Fish Toxicity	Daphnia (water flea)	Other
Proprietary Diol	75-95%	LC50: 96h 40,613 mg/L (Oncorhynchus mykiss) static static. LC50: 96h 51,400 mg/L (Pimephales promelas) static LC50: 96h 51,600 mg/L (Oncorhynchus mykiss) static	EC50: 48h 1,000 mg/L (Daphnia magna) EC50: 24h 10,000 mg/L (Daphnia magna)	Saltwater Algae Skeletonema costatum DC50: 96h 19,1000 mg/L

Persistence / Degradability:

Expected to be biodegradable.

Bioaccumulation / Accumulation:

No Information Available.

Mobility:

Mobile with water.

smart resource group

super-bio-fuel



12. DISPOSAL CONSIDERATIONS:

Whenever possible, as rules and regulations allow, please recycle or manage materials to minimize waste.

Waste Disposal Methods: Dispose of in compliance with the laws and regulations pertaining to this product in your jurisdiction.

Contaminated Packaging: Empty containers should be decontaminated and taken for local recycling, recovery or waste disposal.

13. TRANSPORT INFORMATION:

Domestic transport regulations (USA)

DOT Not regulated

Domestic transport regulations (Canada)

TDG Not regulated

Domestic transport regulations (Mexico)

MEX Not regulated

International transport regulations

ICAO Not regulated. IATA Not regulated. IMDG/IMO Not regulated.

14. REGULATORY INFORMATION:

USA:

Federal Regulations

Ozone Depleting Substances:

No Class I or Class II material is known to be used in the manufacture of, or contained in, this product.

SARA 313

Section 313 of Title III of the Superfund Amendments and Reauthorization Act of 1986 (SARA).

This product is not known to contain any chemicals which are subject to the requirements and regulations contained in 40 CFR 372.

SARA 302

This product is not known to contain any chemicals which are expected to be subject to the requirements and regulations contained in 40 CFR 302.

SARA 311/312 Hazardous Categorization

Acute Health Hazard No

Chronic Health Hazard No

Fire Hazard No

Sudden Release of Pressure Hazard

Reactive Hazard No

Clean Air Act, Section 112 Hazardous Air Pollutants (HAPs) (see 40 CFR 61) May contain trace HAPs.

15. OTHER INFORMATION

The information provided herein is given in good faith, but no warranty, expressed or implied, is made.

The information presented in this MSDS is believed to be factual. However, nothing contained in this information is to be taken as a warranty of any kind by Smart Resource Group LLC. The user should review any recommendations, in the specific context of the intended use, to determine whether they are appropriate.

END REPORT

SUPER•BIO•FUEL™ DANGERS, WARNINGS & FUEL SPECIFICATION

WE RECOMMEND THAT YOU ORDER THE FOLLOWING PROTECTION PRODUCTS:

STOPFIRE!FAST - SUPPLEMENTAL, PERSONAL FIRE SUPPRESSANT

Always plan on having an up to date fire extinguisher close by for immediate use in extinguishing small to medium sized fires BEFORE they become uncontrollable. The STOPFIRE!FAST is a personal fire suppressant that provides you with a convenient rapid response supplemental fire fighting tool to take control of fire fast. This simple and easy to use spray tool is effective in fighting most small to medium household fires (this includes Super•Bio•Fuel™ fires). Just point the aerosol can towards the fire and push the button to extinguish the fire FAST! The suppressant instantly suffocates small fires with a chilling and encapsulating foam that inhibits re-ignition and by rapidly stealing away heat many times faster than water and further inhibits re-ignition. NOTE: THIS PRODUCT DOES NOT REPLACE THE NEED FOR A CONVENTIONAL ABC FIRE EXTINGUISHER, IT IS A SUPPLEMENTAL PERSONAL FIRE SUPPRESSING SPRAY TOOL DESIGNED TO PUT OUT SMALL FIRES QUICKLY. NOTE: NOT FOR USE OR PURCHASE BY RESIDENTS IN THE STATE OF CALIFORNIA

ABC FIRE EXTINGUISHER

Make sure your house, garage and workshop are prepared for potential fires by acquiring an ABC Fire Extinguisher (Available from Home Depot® or other Hardware Stores). This fire extinguisher is suitable for use on fire involving household materials, including fabrics, plastics, wood, paper, flammable liquids and electrical equipment.

ADDITIONAL ITEMS THAT YOU NEED TO PURCHASE TO OPERATE THE SUPER•BIO•FUEL™ BURNER:

- A long-stemmed, flexible hose Butane BBQ or kitchen lighter

HOW TO ORDER THIS FUEL AND OTHER SAFETY FUEL RELATED PRODUCTS

CONTACT LUMINA PRODUCTS INC.
301 South Henry St. • Stoneville NC 27048
910.805.4088

dealer@luminaproducts.com

www.Luminaproducts.com/why-superbiofuel

HOW TO ORDER

STARTER PACK

This starter pack consists of:

- 1.0 liter Super•Bio•Fuel™ - 4 bottles
- 1 x STOPFIRE!FAST™ supplemental personal fire extinguisher - 16 oz







SUPER•BIO•FUEL™ - FUEL PACKAGE OPTIONS

- Super•Bio•Fuel™ - 4 x 4-Liter Pack
- Super•Bio•Fuel™ - 6 x 1 Liter Pack
- Super•Bio•Fuel™ - 12 x 1 Liter Pack



Explanation of Danger & Warning Signs and Symbols

The following Warning symbols and labels are intended to help you understand and look out for hazards and dangers. Read and look for all these Warning symbols. Understand the importance of each warning and symbol and be on the look out for each as you check your product parts list and on parts of your Super•Bio•Fuel™ Burner, on the Ceram Glass Safety Guard and on the specified Super•Bio•Fuel™ fuel you purchase.

 <p>WARNING WARNING</p>	<p>A triangle indicates caution or danger. A triangle with a colored background and an exclamation mark (or point !) is intended to indicate the importance of extreme caution and is intended to warn the user of the possibility of bodily injury or even death in the event that warning / installation and operation notices and or instructions are not closely followed.</p>
 <p>FIRE HAZARD</p>	<p>A triangle with an orange background is intended to indicate that the product is extremely flammable and used incorrectly, a fire hazard. Be extremely cautious and take WARNING that failure to follow detailed instructions either with operation or use of fuel can result in uncontrollable fire</p>
 <p>DANGER HOT SURFACES</p>	<p>Maintain constant awareness and caution around the SUPER•BIO•FUEL™ lit Burner. The Ceram fire glass guard and the metal burner will become HOT quickly, so ALWAYS warn your guests, friends and family every time before you light the Burner of the risk of severe burns that come with anyone touching the burner during and after operation. For safety's sake, we recommend that you do not touch any part of the burner and or Ceram fire glass guard for at least 60 minutes after the burner vent has been closed and the fire has been extinguished. Pay particular attention to children and pets AT ALL TIMES.</p>
 <p>NO CHILDREN NEAR FIRE</p>	<p>A circle with a line through it representing the image of a boy and a girl means that no child under the age of 18 should ever touch or operate the SUPER•BIO•FUEL™ Burner at any time AND no child should ever be left unattended and unsupervised near a lit or HOT burner at any time.</p>
 <p>NO PETS NEAR FIRE</p>	<p>A circle with a line through it representing the image of a dog indicates that all pets must ALWAYS be kept well away from a lit or HOT SUPER•BIO•FUEL™ Burner at all times</p>
 <p>DO NOT OVERFILL FUEL TANK RESERVOIR FILL TO MAX LINE ONLY</p>	<p>The "MAX" indicator in the fuel reservoir tank is the MAXIMUM level that you can add SUPER•BIO•FUEL™ to. Overfilling the fuel tank can cause fuel to leak out of the burner and for the SUPER•BIO•FUEL™ burner to become dangerous which can lead to uncontrollable fire, loss of property and or severe burns or death.</p>

Explanation of Danger & Warning Signs and Symbols

NEVER TOUCH THE CERAM GLASS GUARD ONCE THE SUPER•BIO•FUEL™ BURNER HAS BEEN LIT. THE GLASS GUARD BECOMES EXTREMELY HOT VERY QUICKLY AND CAN LEAD TO SEVERE BURNS AND POSSIBLY DEATH. DO NOT TOUCH THE GLASS FOR AT LEAST 30 MINUTES AFTER THE SUPER•BIO•FUEL™ BURNER HAS COMPLETELY BEEN SHUTDOWN AND ALL SUPER•BIO•FUEL™ BURNER VENTS ARE CLOSED. APPROACH THE GLASS GUARD AND BURNER WITH EXTREME CAUTION BEFORE TOUCHING THE GLASS GUARD. USE COMMON SENSE AND DO NOT TOUCH THE GLASS GUARD WITH YOUR NAKED HAND. WARNING! NEVER PERMIT CHILDREN TO BE LEFT ALONE NEAR THE BURNER AND TABLE EITHER DURING A BURNING SESSION OR FOR AT LEAST 60 MINUTES AFTER A BURNING SESSION.



THIS IS A QR CODE (QUICK RESPONSE CODE), WHICH CAN PROVIDE YOU WITH DETAILED INFORMATION ON HOW TO SAFELY OPERATE YOUR SUPER•BIO•FUEL™ BURNER. TO ACCESS THE INFORMATION LINKED TO THIS QR CODE, YOU WILL NEED A SMART PHONE AND A QR CODE READER APP – MANY QR CODE READERS APPS ARE FREE. BEFORE YOU SCAN THIS QR CODE, CHECK THAT THE QR CODE READER WORKS (TEST IT ON OTHER QR CODES).

ALTERNATIVELY, USING THE INTERNET, VISIT THE FOLLOWING WEBSITE URL:
<http://www.seasonalliving.com/fireburner3> - THE QR CODE AND WEBSITE URL CONTAIN USER AND OWNER'S MANUAL INFORMATION AND ARE INTENDED TO HELP YOU AND OTHERS TO OPERATE THE SUPER•BIO•FUEL™ BURNER MORE SAFELY.

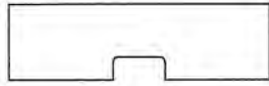
Parts List and Descriptions

Make sure you have all of the Zanzibar table and SUPER•BIO•FUEL™ Burner components as outlined below in this Parts & Descriptions schematic. Check that they are in perfect condition before use.

SIDE VIEW




ZINC PAN
(FOR DECORATIVE USE ONLY! NOT TO EVER BE USED WITH THE SUPER•BIO•FUEL™ ZANZIBAR BURNER)



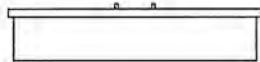
CERAM GLASS SAFETY GUARD PANELS (1 PIECE)
(FRONT PANEL WITH CUT OUT AREA FOR FIRE HOOK TOOL TO SLIDE OPEN AND CLOSE THE BURNER VENT)



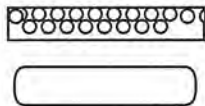
FIRE HOOK (1 PIECE)
(TOOL THAT IS TO BE USED TO OPEN AND CLOSE THE VENT ON THE SUPER • BIO • FUEL™ ZANZIBAR BURNER)



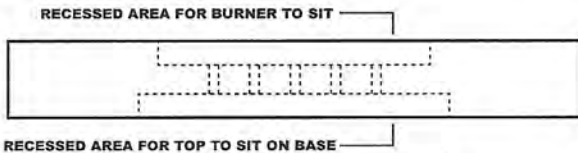
CERAM GLASS SAFETY GUARD PANELS (3 PIECES)
(LEFT, RIGHT, AND REAR PANELS)



SUPER.BIO.FUEL™ BURNER WITH FUEL RESERVOIR TANK (1 PIECE)



SUPER•BIO•FUEL™ BURNER WICK CAGE AND BURNER WICK

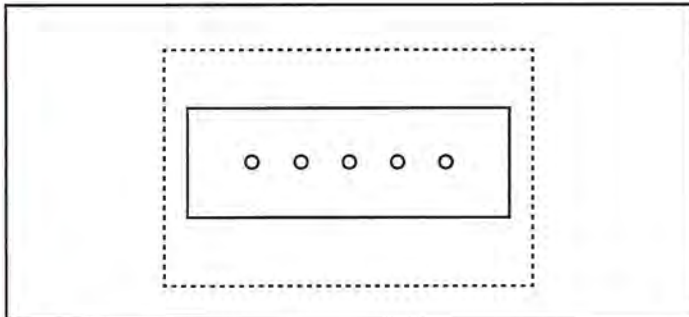


CONCRETE TABLE TOP (1 PIECE)



CONCRETE TABLE BASE (1 PIECE)

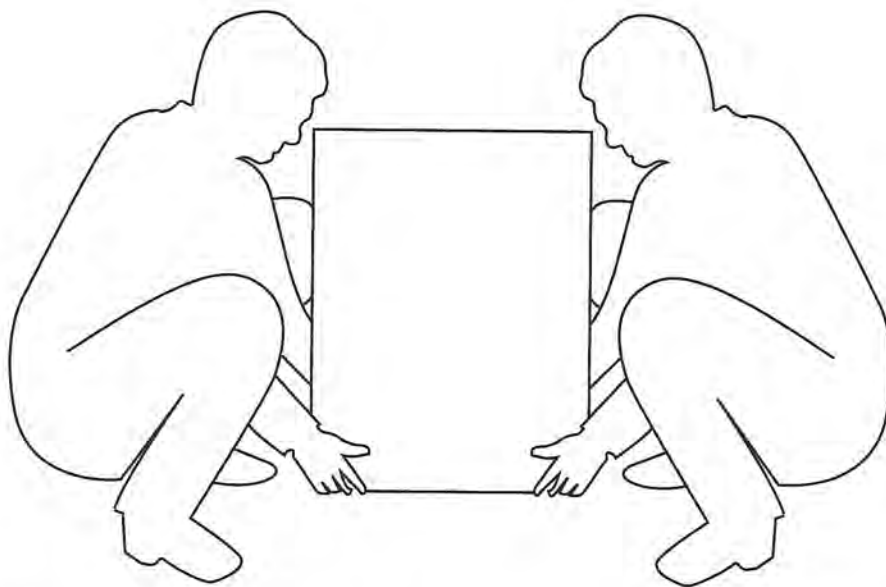
TOP VIEW



* PLEASE NOTE THE TOP VIEW OF TABLE IS SHOWN WITH OUT THE SUPER•BIO•FUEL™ ZANZIBAR BURNER OR THE ZINC PAN.

Parts List and Descriptions

- Unpack all items and have someone to assist you to assemble the table
- Unpack all of the Super•Bio•Fuel™ Burner items on top of a towel or soft blanket. Make sure that you have all the items / parts as shown in the parts drawings.
- Remove all outer packaging and check that the Super•Bio•Fuel™ Burner is in good condition – free of dents, tears, and holes. If you find damage to your Super•Bio•Fuel™ Burner, DO NOT USE IT and contact your retailer or designer immediately.
- Using a soft cloth, wipe the new Super•Bio•Fuel™ Burner to make sure that you have removed any dust or excess packaging. Check that no foreign objects have fallen inside the Super•Bio•Fuel™ Burner tank. Set your Super•Bio•Fuel™ Burner aside.
- Open the liquid Super•Bio•Fuel™ Burner vent and check that there are no blockages, debris, or dirt stuck in the Super•Bio•Fuel™ Burner. Check that the open and closing vent (sliding lid on the top surface of the burner) works smoothly and that you can easily move the vent back and forth (open and close). If this does not operate easily, DO NOT USE THE SUPER•BIO•FUEL™ Burner. Contact your retailer or designer for assistance.
- Open the package containing the Ceram Glass Safety Guard. Carefully remove the 4 enclosed pieces of glass and place on a soft padded surface. Check the glass for chips, minor cracks, or flaws / faults. If you find any faults at all, DO NOT USE THE CERAM GLASS SAFETY GUARD and contact your retailer or designer. Retain all packaging, and do not discard any part of the glass or packaging until advised to do so by the distributor, retailer or designer who sold this product to you.
- Read and make sure you understand the warning message on the Ceram Glass Safety Guard and on the Super•Bio•Fuel™ Burner. If you do not understand the warning label, contact your retailer or designer for clarification.
- Before using the Super•Bio•Fuel™ Burner, remove any plastic or paper warning stickers from the Ceram Glass Safety Guard and Super•Bio•Fuel™ Burner. Use a regular glass cleaner or warm soapy water to clean the Ceram Glass Safety Guard. Make sure that the glass is completely dry BEFORE lighting the Super•Bio•Fuel™ Burner.
- These are the only pieces you will use to operate the Super•Bio•Fuel™ Burner.



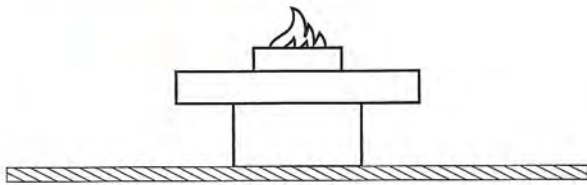
WHEN UNPACKING CONTENTS OF LARGE AND HEAVY PACKAGES, BE SURE TO ALWAYS LIFT WITH YOUR KNEES. ASSEMBLY OF THE TABLE WILL REQUIRE TWO ADULTS TO SAFELY ASSEMBLE THE PARTS.

How to Assemble & Operate Super•Bio•Fuel™ Burner

1

BE SURE TO ASSEMBLE THE TABLE ON A FLAT SMOOTH SOLID STONE SURFACE AWAY FROM OVERHANGING TREES, OVER HANGS, BUILDINGS, AND OTHER STRUCTURES THAT COULD BECOME A FIRE HAZARD.

YES



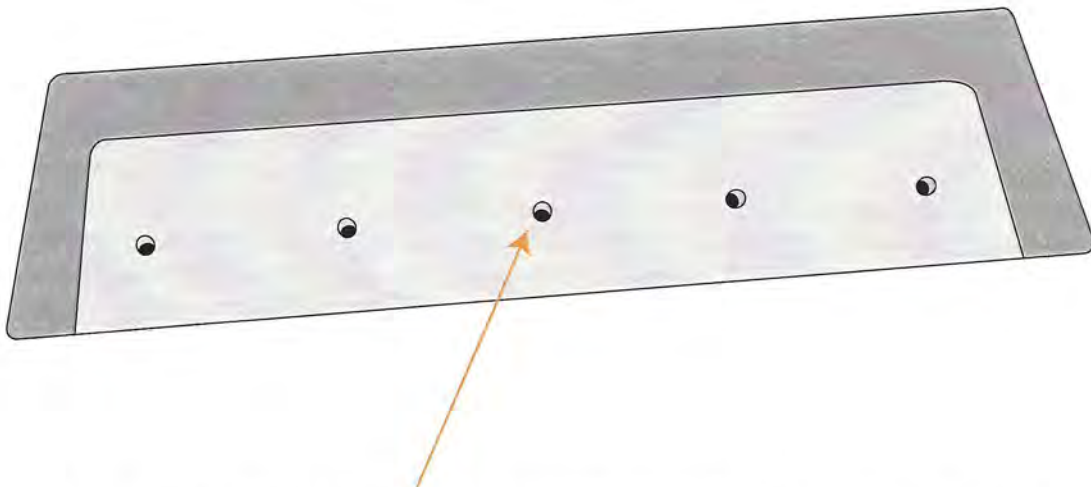
NO



Make sure the table is located in a space that is not easy to knock or kick over when using and operating the fuel burner. If you cannot place the table in a stable / level and secure position, Do NOT operate the Super•Bio•Fuel™ Burner.

2

BE SURE TO MAKE SURE THE HOLES ARE FREE AND CLEAR OF ANY PACKING DEBRIS. HOLES ARE FOR DRAINAGE PURPOSES.



DETAIL OF THE FIRE TROUGH IN THE CONCRETE TABLE TOP AS SHOWN ABOVE.

How to Assemble & Operate Super•Bio•Fuel™ Burner

3

CAREFULLY LOWER THE EMPTY SUPER•BIO•FUEL™ BURNER INTO THE CONCRETE FIRE TROUGH AS SHOWN.




How to Assemble & Operate Super•Bio•Fuel™ Burner

4


Before installing the Ceram Safety Guard, check that all the glass panels are clean and suitable for use – your Ceram Safety Guard will have an amber tint to it – this is Ceram glass that has been specifically designed and Made in the USA for this type of Super.Bio.Fuel™ burner/ fire. **THIS IS NOT SAFETY OR TEMPERED GLASS SO HANDLE GLASS WITH EXTREME CAUTION AS MISHANDLING MAY CAUSE THE GLASS TO BREAK OR SHATTER. FAILURE TO HANDLE GLASS WITH CARE CAN LEAD TO SEVERE CUTS OR OTHER BODILY INJURY.**

SLIDE EACH PIECE OF GLASS OF THE CERAM SAFETY GUARD PANELS VERTICALLY INTO EACH SLOT LOCATED ON THE OUTER TOP EDGE OF THE BURNER – START BY SLIDING THE SMALLER END PANELS IN FIRST THEN THE LARGE PANEL (WITH NO NOTCH OUT). AT THIS STAGE, ONLY INSTALL THESE 3 PANELS.



5

ONCE YOU HAVE CORRECTLY INSTALLED THE 3 CERAM GLASS GUARD PANELS INTO THE SLOTS LOCATED ON THE TOP EDGES OF THE SUPER.BIO.FUEL™ BURNER, YOUR BURNER SHOULD NOW LOOK LIKE THIS.



How to Assemble & Operate Super•Bio•Fuel™ Burner

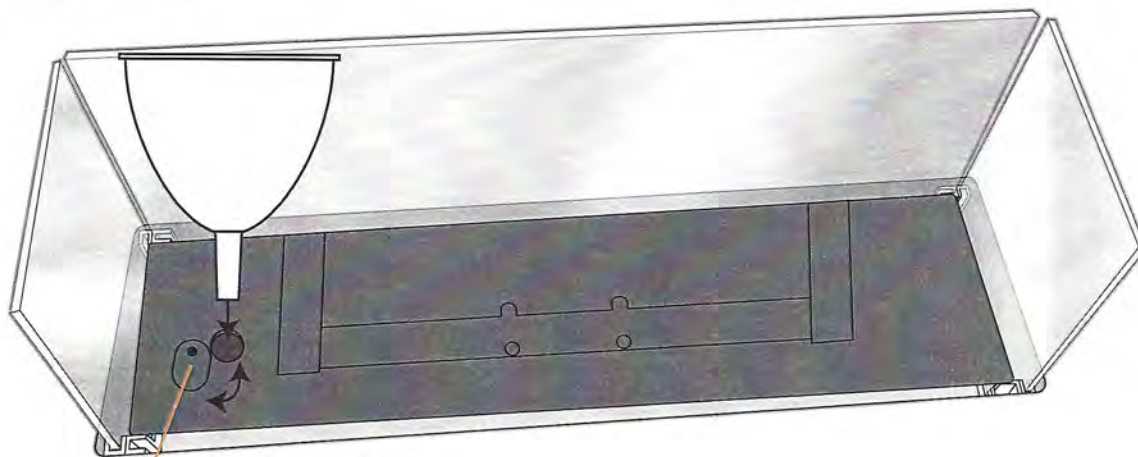
6



WARNING!

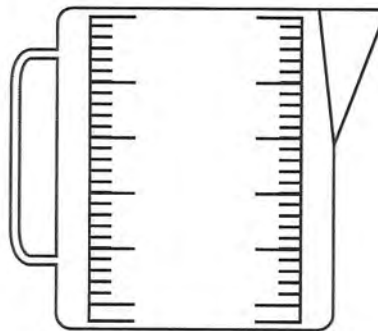
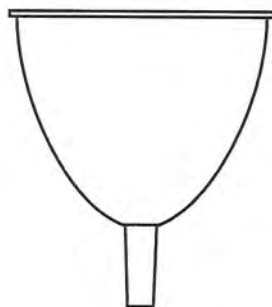
*****PLEASE NOTE*****

FOR YOUR SAFETY, WE RECOMMEND THAT YOU DO NOT FILL MORE THAN 1 LITRE OF SUPER•BIO•FUEL™ INTO ANY EMPTY BURNER.



FUEL RESERVOIR PORT
(SWIVEL OPEN/CLOSE
FUEL PORT MUST BE CLOSED
PRIOR TO LIGHTING THE
SUPER•BIO•FUEL™ BURNER)

IT IS RECOMMENDED THAT YOU USE THE MEASURING JUG AND FUEL FUNNEL INCLUDED TO SAFELY ADD THE SUPER•BIO•FUEL™ TO THE BURNER. NEVER STORE ANY FUEL ON OR NEAR THE FIRE TABLE.




How to Assemble & Operate Super•Bio•Fuel™ Burner

7

IT IS IMPORTANT NOT TO HAVE ANY SPILT RESIDUAL FUEL ON ANY SURFACES. THIS CAN BECOME A FIRE HAZARD. FUEL RESIDUE CAN ALSO DISCOLOR AND DAMAGE TABLE TOP MATERIAL.

PROPERLY DISPOSE OF ANY CLEANING MATERIALS THAT WERE USED TO WIPE UP FUEL. CAUTION! CLEANING MATERIALS COULD IGNITE AND BECOME A FIRE HAZARD IF NOT PROPERLY DISPOSED OF.




FUEL RESERVOIR PORT
(SWIVEL OPEN/CLOSE
FUEL PORT MUST BE CLOSED
PRIOR TO LIGHTING THE
SUPER•BIO•FUEL™ BURNER)

8

INSTALL THE FINAL PANEL OF CERAM GLASS SAFETY GUARD. THE FRONT AND FINAL PIECE OF GLASS IS NOTCHED SO THAT ONCE IN PLACE, YOU STILL HAVE ACCESS TO THE BURNER AND VENT LID TO SAFELY OPEN AND CLOSE THE BURNER.

YOUR TABEL TOP AND BURNER SHOULD NOW LOOK LIKE THIS.




FUEL RESERVOIR PORT
(SWIVEL OPEN/CLOSE
FUEL PORT MUST BE CLOSED
PRIOR TO LIGHTING THE
SUPER•BIO•FUEL™ BURNER)

How to Assemble & Operate Super•Bio•Fuel™ Burner

9

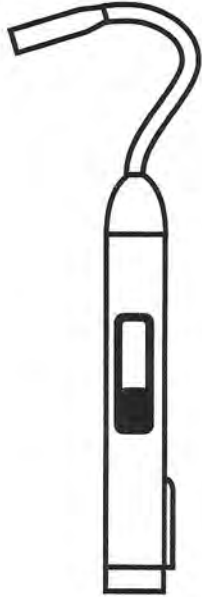
ONCE YOU HAVE COMPLETELY ASSEMBLED THE SUPER•BIO•FUEL™ BURNER IT WILL LOOK LIKE THIS AND IS READY TO ENJOY.



How to Assemble & Operate Super•Bio•Fuel™ Burner

10

ONLY USE A LONG-STEMMED FLEXIBLE NECK HOSE HIGH POWERED BUTANE KITCHEN/ BARBEQUE LIGHTER TO IGNITE THE SUPER•BIO•FUEL™ BURNER. FOR YOUR SAFETY, NEVER USE A CIGARETTE LIGHTER OR MATCHES.



YES



NO

IMPORTANT—UNDERSTAND HOW TO LIGHT SUPER•BIO•FUEL™

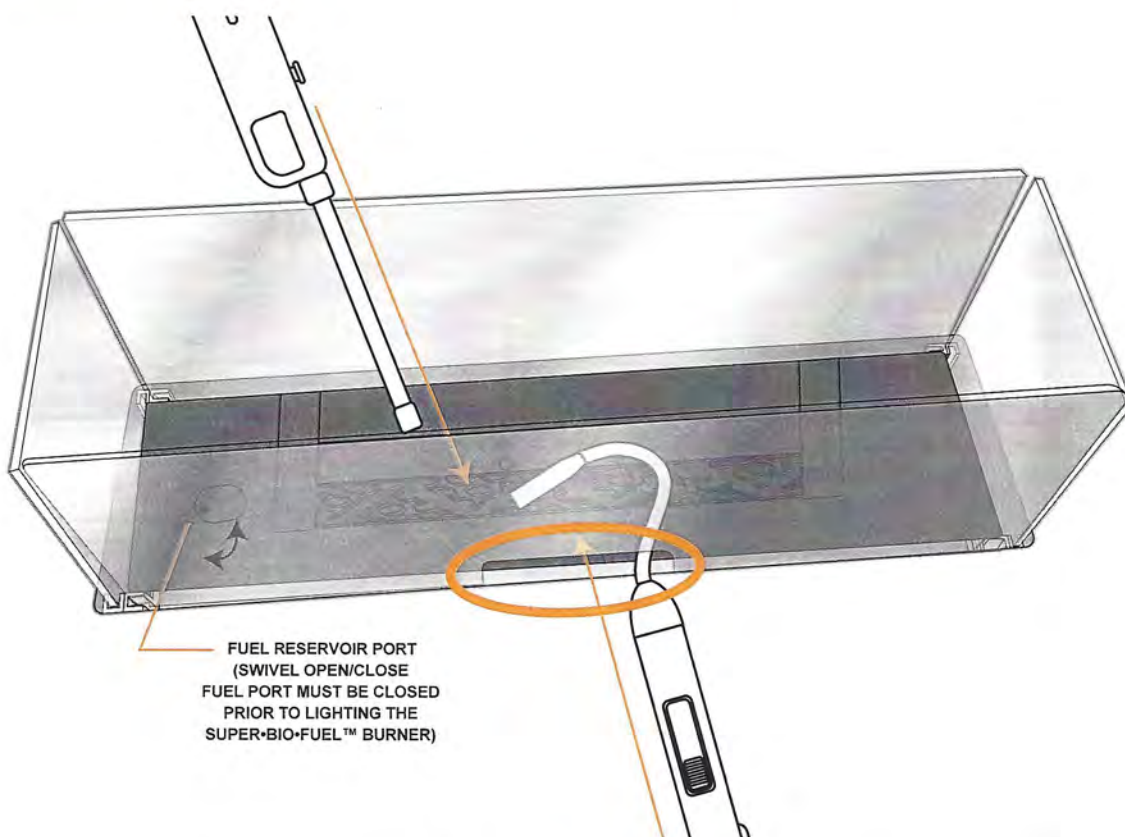
SUPER•BIO•FUEL™ ONLY IGNITES AT TEMPERATURES THAT ARE 200 DEGREES FAHRENHEIT/93.3 DEGREES CELSIUS OR ABOVE. BECAUSE OF THE HIGH IGNITION RATE, THE SUPER•BIO•FUEL™ REQUIRES A POWERFUL BUTANE FLAME BARBEQUE/KITCHEN LIGHTER WITH A FLEX NECK HOSE TO LIGHT THE ZANZIBAR SUPER•BIO•FUEL™ BURNER. MAKE SURE YOU PURCHASE A LIGHTER THAT PRODUCES A STRONG BUTANE FUEL BURNING FLAME (SOMETIMES REFERRED TO AS DUAL FLAME TECHNOLOGY). THIS TYPE OF LIGHTER NEEDS TO PRODUCE A STRONG HOT FLAME TO MAKE SURE THAT THE SUPER•BIO•FUEL™ CATCHES ALIGHT. **NOTE: THIS FUEL WHEN FIRST LIT TAKES TIME FOR THE BURNER TO BUILD A STRONG FLAME, BE PATIENT AND WAIT FOR THE BURNER TO BUILD UP HEAT TO FULLY IGNITE THE FLAME. WHEN LIGHTING THE ZANZIBAR BURNER, HOLD THE POWERFUL BUTANE LIGHTER CLOSE TO THE BURNER CAGE AND WICK.**

11



WARNING!

**AT ALL STAGES OF OPERATION,
MAKE SURE THE WIND IS NOT BLOWING
TOWARDS YOU OR OTHERS**



FUEL RESERVOIR PORT
(SWIVEL OPEN/CLOSE
FUEL PORT MUST BE CLOSED
PRIOR TO LIGHTING THE
SUPER•BIO•FUEL™ BURNER)

**FOR YOUR SAFETY, ONLY USE A LONG-STEMMED, FLEXIBLE NECK HOSE
HIGH POWERED BUTANE KITCHEN/BARBEQUE LIGHTER
TO IGNITE THE SUPER•BIO•FUEL™ BURNER.**

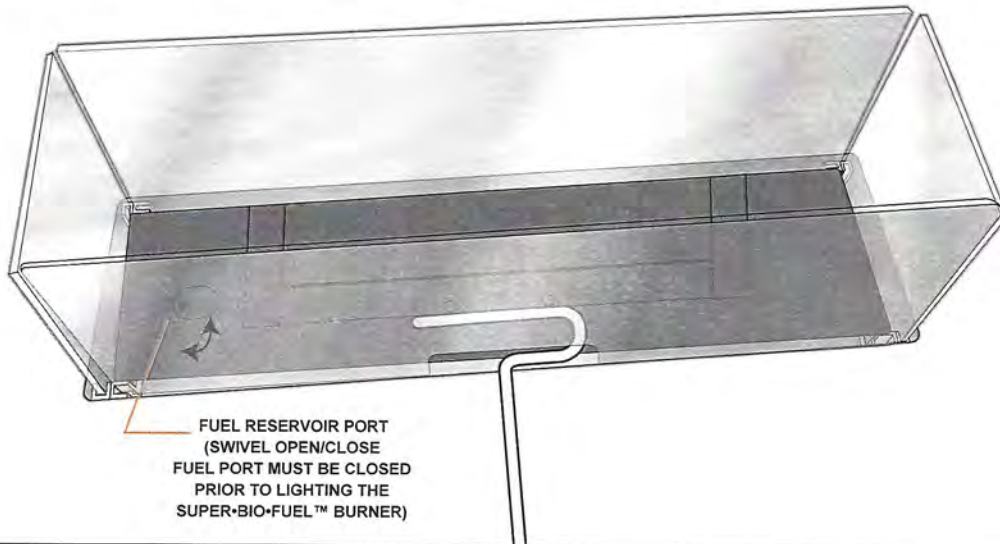
**THE BURNER SHOULD ONLY BE LIT IN THE
MANNER AS SHOWN IN THE ABOVE ILLUSTRATION**

How to Assemble & Operate Super•Bio•Fuel™ Burner

12

ONLY USE THE FIRE HOOK THAT IS SUPPLIED WITH YOUR TABLE/BURNER. IT IS DESIGNED TO BE ABLE TO SMOOTHLY PUSH THE BURNER VENT OPEN AND TO PULL THE BURNER VENT CLOSED.

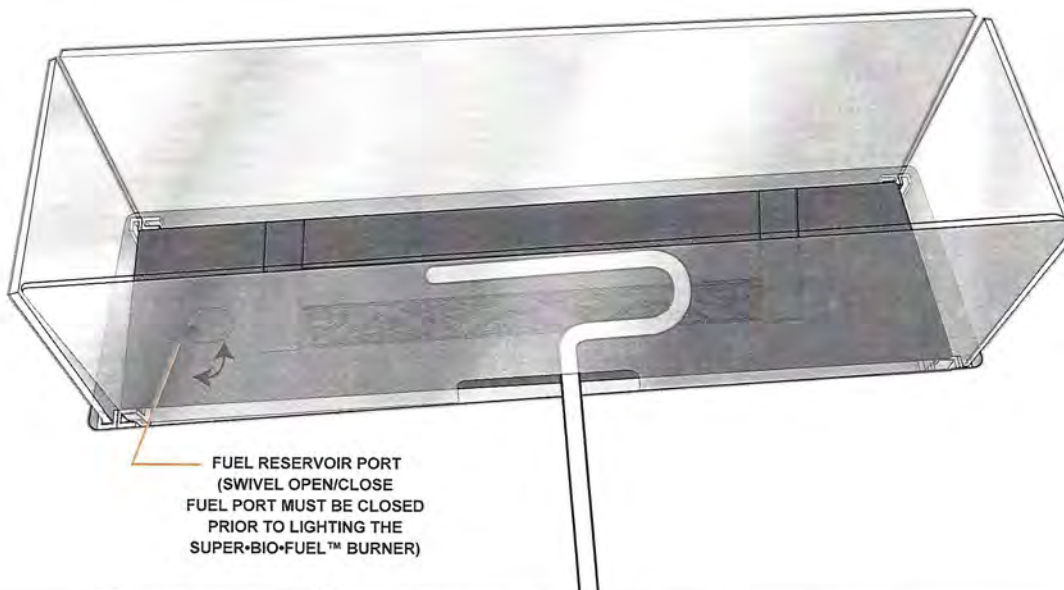
YOU SHOULD ALWAYS KEEP THE VENT CLOSED WHILE BURNER IS NOT IN USE TO AVOID UNWANTED DEBRIS/LIQUID FROM ENTERING THE BURNER.



13

WHEN FLAMES ARE LOW OR YOU ARE NOT ABLE TO MONITOR THE SUPER•BIO•FUEL™ BURNER, USE THE FIRE HOOK TO PULL THE BURNER VENT COMPLETELY SHUT. NEVER LEAVE A LIT SUPER•BIO•FUEL™ BURNER UNSUPERVISED AT ANY TIME.

TO CLOSE THE VENT, INSERT FIRE HOOK THROUGH THE VENT ACCESS HOLE IN THE FRONT PANEL OF THE CERAM GLASS SAFETY PANEL. USE THE FIRE HOOK TO GRAB THE POSTS ON THE BURNER VENT AND GENTLY PULL THE VENT LID TOWARDS YOU UNTIL THE BURNER VENT IS COMPLETELY CLOSED.



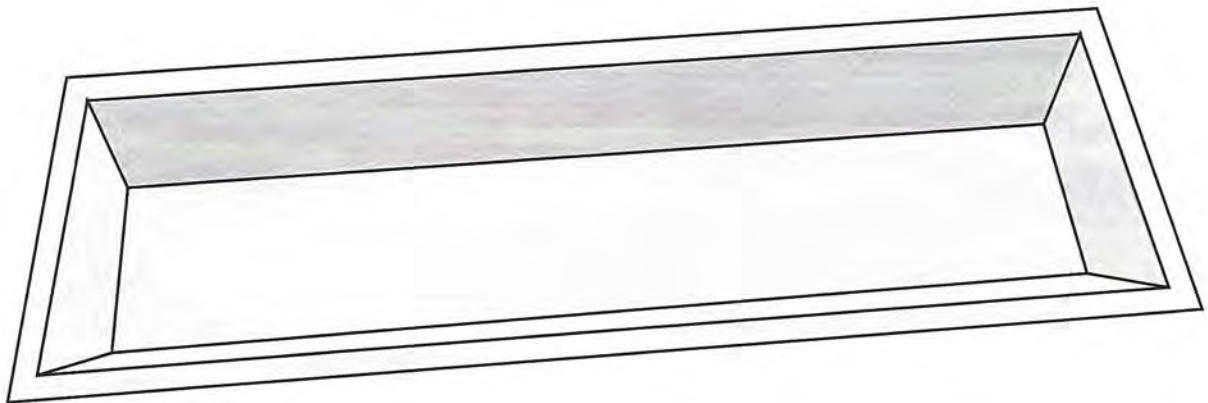
How to Assemble & Operate Super•Bio•Fuel™ Burner

14

WHEN SUPER•BIO•FUEL™ BURNER IS NOT IN USE, SAFELY STORE BURNER AND GLASS GUARD (ALONG WITH ALUMINUM 'L' SHAPED CHANNELS IN A SAFE PLACE AWAY FROM INCLEMENT WEATHER. MAKE SURE THERE IS NO RESIDUAL SUPER•BIO•FUEL™ LEFT IN THE BURNER BEFORE STORING IN A COOL AND SECURE WELL VENTILATED AREA.

THE ZINC PAN IS DESIGNED TO BE USE AS A DECORATIVE ACCESSORY WHEN YOU DO NOT WISH TO USE THE BURNER.

THE ZINC PAN CAN BE USED TO DISPLAY FLOWERS IN CONTAINERS, FILL WITH WATER AND USE FLOATING CANDLES, FILL WITH ICE TO KEEP BEVERAGES COOL. THERE ARE A NUMBER OF THINGS YOU CAN DO WITH THE PAN TO KEEP YOUR TABLE STYLISH WHEN THE SUPER•BIO•FUEL™ BURNER AND CERAM GLASS SAFETY GUARDS ARE NOT IN USE.



How to Assemble & Operate Super•Bio•Fuel™ Burner

15

**ALWAYS BE AWARE OF YOUR SURROUNDINGS,
BE VIGILANT AND ALWAYS WATCH OUT FOR UN-SAFE
ACTIONS OR BEHAVIORS OF OTHERS WHEN THE
BURNER IS IN OPERATION**

OUTDOOR USE



**UNSAFE, CARELESS BEHAVIOR AROUND
ANY TYPE OF FIRE IS EXTREMELY DANGEROUS -
DO NOT PUT YOURSELF / OTHERS IN HARM'S WAY**

OUTDOOR USE



How to Assemble & Operate Super•Bio•Fuel™ Burner

16

TABLE SHOULD BE GOOD DISTANCE FROM DRAPES AND OTHER UPHOLSTERED PRODUCTS • NO HEAVY TABLE DECORATIONS PUSHED NEXT TO BURNER • CHILDREN KEPT AWAY FROM TOUCHING BURNER • NO ONE SITTING ON THE EDGE OF THE TABLE • CALM ENVIRONMENT NO SMOKING • KEEP LOOSE CLOTHING AWAY

INDOOR USE

**KEEP ABC FIRE EXTINGUISHER NEARBY
KEEP USER MANUAL NEARBY**



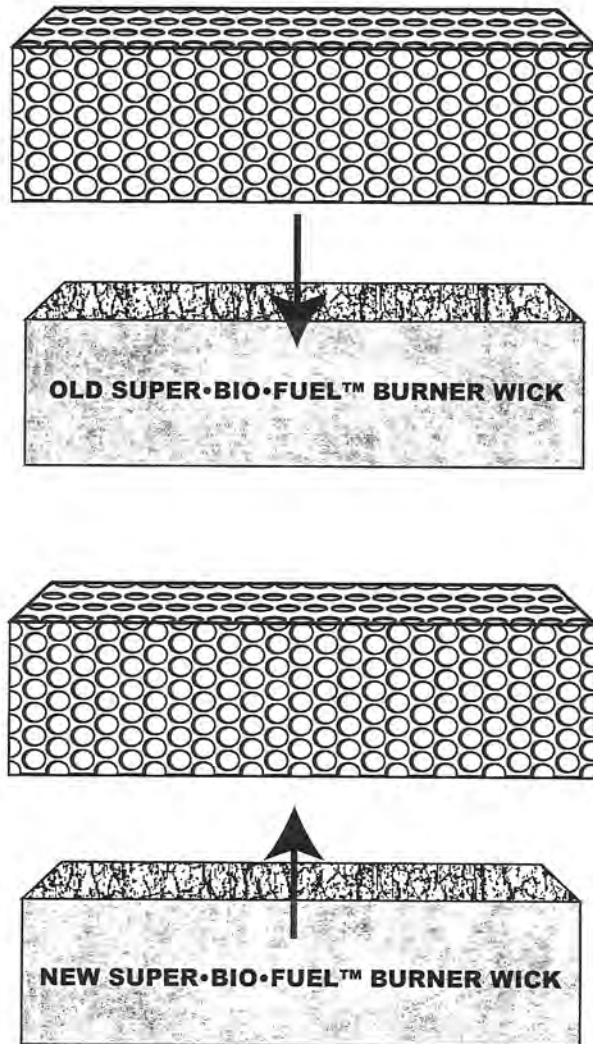
INDOOR USE

NO



How to Assemble & Operate Super•Bio•Fuel™ Burner

17



SHOULD YOU NEED TO REPLACE THE BURNER WICK, REMOVE THE PERFORATED CAGE FROM THE SUPER•BIO•FUEL™ BURNER (CHECK THAT THERE IS NO SUPER•BIO•FUEL™ LEFT IN THE BURNER. WEAR PROTECTIVE/DISPOSABLE GLOVES AND REMOVE THE WICK FROM THE PERFORATED CAGE.

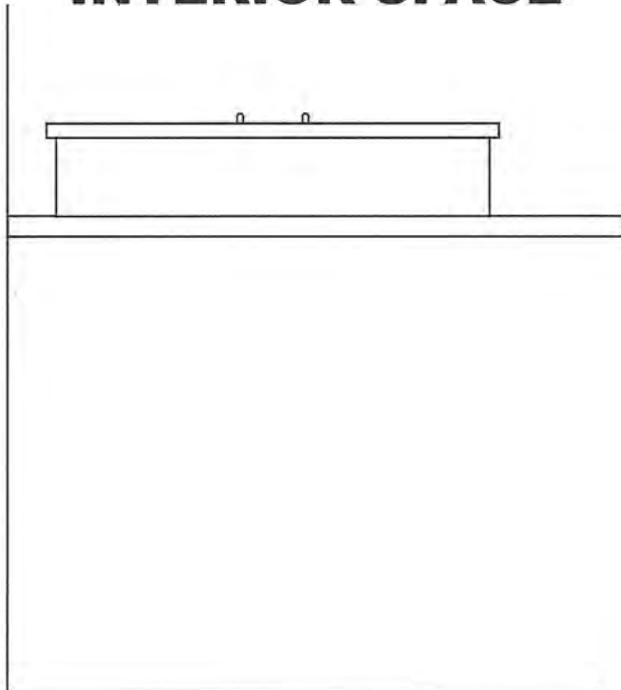
IF YOU NEED REPLACEMENT WICKS, CONTACT THE COMPANY/RETAILER FROM WHOM YOU PURCHASED THIS SUPER•BIO•FUEL™ BURNER. WHEN REPLACING THE WICK, MAKE SURE THAT YOU INSERT THE WICK WITH THE GRAIN OF THE WICK RUNNING VERTICALLY. CORRECTLY POSITIONING OF THE GRAIN VERTICALLY HELPS THE WICK TO ABSORB THE SUPER•BIO•FUEL™ MORE EFFICIENTLY AND QUICKLY. THE GRAIN OF THE 'BURNER WICK' MUST BE VERTICAL IN THE PERFORATED CAGE AND THE WICK MAY REQUIRE A LITTLE SEPARATION—GENTLY SEPARATE SOME OF THE FIBERS OF THE WICK TO ALLOW MORE FUEL TO BE ABSORBED THROUGH THE WICK FIBER. THE WICKS SHOULD FILL OUT THE PERFORATED CAGE SNUGLY BUT HAVE ENOUGH OF THE WICK FIBER EXTENDING OUT OF THE BOTTOM OF THE PERFORATED CAGE SO AS TO BE ABLE TO HAVE COMPLETE CONTACT WITH THE SUPER•BIO•FUEL™. SOMETIMES A NEW WICK MAY REQUIRE YOU TO POUR A SMALL AMOUNT OF SUPER•BIO•FUEL™ ON TO THE TOP OF THE PERFORATED CAGE ONCE IT CONTAINS THE WICK AND IS INSTALLED BACK INTO THE BURNER—THIS MOISTENING OF THE NEW WICK HELPS TO LIGHT THE BURNER BEFORE THE FUEL IS FULLY ABSORBED.

How to Assemble & Operate Super•Bio•Fuel™ Burner

18

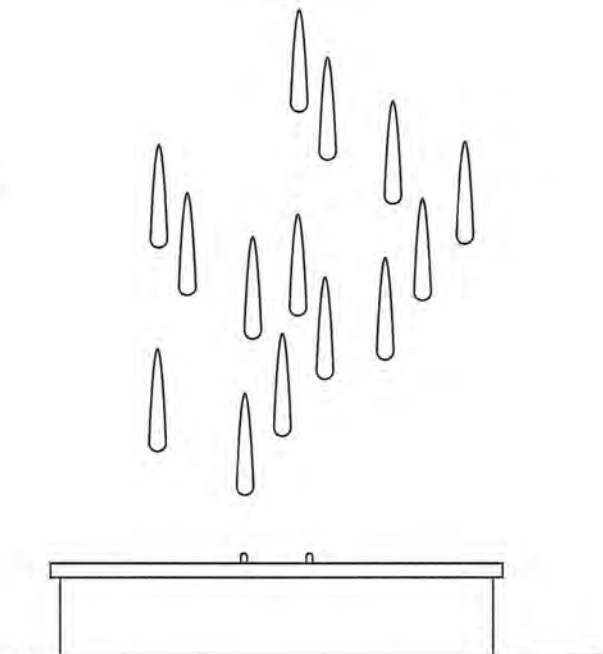
REMEMBER, WHEN NOT IN USE TO STORE YOUR BURNER SAFELY. AVOID THE BURNER WICK FROM GETTING WET AND RAIN WATER GETTING INTO THE FUEL TANK. IF RAIN OR OTHER LIQUIDS GET INTO THE BURNER TANK, DISPOSE OF ALL FUEL IN THE TANK AND MAKE SURE ALL WICKS ARE COMPLETELY DRY BEFORE REFUELING OR FUELING AND USING THE BURNER AND LIGHTING WICKS. AT A MINIMUM, MAKE SURE THE STAINLESS STEEL PROTECTIVE SLIDING COVER/TOP IS ALWAYS CLOSED AFTER YOU HAVE COMPLETED A BURN SESSION. WE RECOMMEND THAT YOU STORE THE BURNER IN A DRY, INTERIOR LOCATION WHEN NOT IN USE.

INTERIOR SPACE



YES

OUTDOORS



NO

Product Care, Cleaning and Maintenance

SUPER•BIO•FUEL™ BURNER CARE

Regular maintenance protects you, others, and your product. Follow these steps to keep your Super•Bio•Fuel™ Burner in good, working order.

Always check all components of your Super•Bio•Fuel™ Burner before you fill it with liquid Super•Bio•Fuel™ or light it.

Do NOT use the Ceram Glass Safety Guard or Super•Bio•Fuel™ Burner if they have any damage, dents, or holes. This could cause fuel leakage. Failure to follow these instructions can lead to uncontrolled fire.


When not using the Super•Bio•Fuel™ Burner, ensure it is clean and empty of Super•Bio•Fuel™. Store it indoors in a safe place along with the Ceram Glass Safety Guard (where none of these products be accessed by children or pets). Keep the stainless steel vent in the Super•Bio•Fuel™ Burner firmly closed to keep dirt and other foreign objects out of the burner.

Regular cleaning will help you to maintain a nice clean stainless steel appearance and also allow family and friends to easily see warnings and warning symbols on the Super•Bio•Fuel™ Burner.

To clean your Super•Bio•Fuel™ Burner:

- Periodically, use a non-abrasive stainless steel cream oven cleaner such as Godard's Oven Cleaner along with a Scotch-Brite® No Scratch sponge pad (and, if required, a small brush to access areas that are difficult to reach) to remove fuel burn brown marks. These products should be available at your local hardware store or online.
- Do not use heavy abrasives and or scrubbing on the etched surfaces. Do not damage the etched warning symbols and or Warning language
- If you see dirt build up inside the Super•Bio•Fuel™ Burner, make sure the burner is cold, then use regular dish washing soap with warm water to carefully rinse it.
- Clean the Ceram Glass Safety Guard regularly with warm soapy water or a glass cleaner that does not have alcohol or another flammable substance.

If you live by the ocean or wish to further protect your table, we recommend that you purchase a table cover or contact your designer or the store from where you purchased this product for table cover options. When not using the Super•Bio•Fuel™ Burner, apply a thin coating of stainless steel protection spray evenly all over it to reduce the chances of rust spotting. Wait until the protection spray has fully dried before using the Super•Bio•Fuel™ Burner again.



MAKE SURE TO STORE IN A SAFE PLACE AWAY FROM CHILDRENS REACH***

WHEN SUPER•BIO•FUEL™ BURNER IS NOT IN USE, SAFELY STORE BURNER AND GLASS GUARD (ALONG WITH ALUMINUM 'L' SHAPED CHANNELS IN A SAFE INTERIOR LOCATION. MAKE SURE THERE IS NO RESIDUAL SUPER•BIO•FUEL™ LEFT IN THE BURNER BEFORE STORING IN A COOL AND SECURE WELL VENTILATED AREA.

Product Care, Cleaning and Maintenance

PERPETUAL LIGHT WEIGHT CONCRETE COLLECTION

About / How To Care For & Maintain

Our Perpetual Collection of furniture and planters is designed for full in or outdoor use. Our products are made from a combination of Portland Cement®, special hemp-like grass and natural sands. We do not include any resin and or fiberglass in any of our construction of any of these products. All products in this collection are totally biodegradable.

How to Care For / Your Concrete Product

Please follow these basic steps in assembling and protecting your product:

- 1) Be sure to read all assembly and related information, which is shipped with your product. **DO NOT ASSEMBLE THE PRODUCT IN ANY MANNER OTHER THAN INTENDED BY THE MANUFACTURER.**
- 2) Always seek the assistance of another physically capable adult to assist you in assembling your products. Never try to assemble products on your own, you may hurt yourself and damage / break your product.
- 3) Never use the product in a manner not intended e.g. do not stand, sit or jump on or off any table, doing so may cause injury and harm to you and to others around you as well as damage or break products
- 4) **When you receive your Perpetual Collection merchandise, we recommend that you immediately protect the surfaces of all concrete materials by following these simple instructions. Failure to do so will result in staining of the product and any claim against your product being void.**

Grey Concrete Products:

Remember: Concrete is a porous product and is prone to absorption of oils, fuels, acids and chemicals. Follow these steps to protect your product and maintain a good protective seal

YOU MUST USE EITHER A PRODUCT SUCH AS JOHNSTON'S FLOOR WAX OR OTHER WAX STONE SEALER OR USE THE SEALING SPRAY THAT SEASONAL LIVING CARRIES TO SEAL ALL OUTER SURFACES OF THE CONCRETE MATERIAL. IF YOU FAIL TO DO THIS, YOUR TABLE IS

PRONE TO STAINING AND IS NOT WARRANTED BY OUR MANUFACTURER'S LIMITED WARRANTY

Depending on where and how often you use your Perpetual Collection product, we recommend more regular sealing (especially for outdoor use or heavy soiling from acid based and or oil based foods and liquids at least 3-4 times per year.

For stronger protection, we recommend that you seal the grey concrete with a stone floor wax sealer – apply liberally with a soft non abrasive cloth and working quickly rub the wax into the product. **DO NOT ALLOW THE WAX TO STAY ON, DRY AND HARDEN – THIS MAY DAMAGE THE PATINA OF THE CONCRETE** – We recommend you work in sections, massage the wax in for a quarter or half of the product and then buff it to a nice luster or shine with another clean, soft dry cloth and then continue with the remainder of the product. We then recommend that you leave the product to absorb the wax for at least 4-5 hours. After this time, we recommend you use the sealing spray offered by Seasonal Living and spray or pour a reasonable amount of the sealer on to a cloth and working quickly coat all sides of your product. Allow the merchandise to dry fully for 24 hours before using. Finally, after 24 hours re-apply a light coat of the floor wax and buff to a low shine. Your table will now have a good base of protection but is not totally sealed. See below regarding spills.

For Ivory-White Concrete Products:

Remember: Concrete is a porous product and is prone to absorption of oils, acids and chemicals. Follow these steps to protect your product and maintain a good protective seal

WE RECOMMEND THAT FOR ALL IVORY-WHITE CONCRETE PRODUCTS YOU ONLY USE THE PROTECTIVE SEALING SPRAY PROVIDED BY SEASONAL LIVING AND IF YOU CAN OBTAIN A CLEAR OR CREAM BASED (NO DYES OR COLORS IN THE WAX – THIS MAY STAIN YOUR PERPETUAL CONCRETE MERCHANDISE) WAX FOR APPLICATION TO STONE AND OR CONCRETE SURFACES.

Depending on where and how often you use your Perpetual Collection product, we recommend more regular sealing (especially for outdoor use or heavy soiling from acid based and or oil based foods and liquids at least 3-4 times per year.

For stronger protection, we recommend that you seal the ivory-white concrete with a no dye / color stone floor wax sealer (test this wax on an area that cannot be easily seen to make sure it does not stain the ivory-white concrete patina) – apply liberally with a soft non-abrasive cloth and working quickly rub the wax into the product. **DO NOT ALLOW THE WAX TO STAY ON, DRY AND HARDEN – THIS MAY DAMAGE THE PATINA OF THE CONCRETE** – We recommend you work in sections, massage the wax in for a quarter or half of the product and then buff it to a nice luster or shine with another clean, soft dry cloth and then continue with the

Product Care, Cleaning and Maintenance

remainder of the product. We then recommend that you leave the product to absorb the wax for at least 4-5 hours. After this time, we recommend you use the sealing spray offered by Seasonal Living and spray or pour a reasonable amount of the sealer on to a cloth and working quickly coat all sides of your product. Allow the merchandise to dry fully for 24 hours before using. Finally, after 24 hours re-apply a light coat of the same floor wax and buff to a low shine. Your table will now have a good base of protection but is not totally sealed. See below regarding spills.

Protect Against Spills and Nature

Because Concrete is a porous product, while your sealing efforts will provide a good barrier, you must still protect your merchandise by being vigilant and we recommend that you follow these steps:

- A) If you spill any type of oil, grease, fuels, staining and or acidic-based juice or sauce (e.g. tomato or other red based sauces, lemon juice, vinegars etc), wipe it up immediately. Do not allow the liquid to remain on the surface of the product. Concrete by its pure nature is a natural product and as such is prone to absorption. Act immediately and you will be able to enjoy your furniture for years.
- B) When not using the product (e.g. furniture) we recommend that you protect the surface by using a professional grade furniture cover. This will help to ward off stains from trees, pollen, bird or other animal urine or fecal matter. Contact Seasonal Living for recommendations on covers.
- C) If you live by the ocean or a salt-water environment, do not allow salt spray to build up on your product. Wipe it off or hose it down on a regular basis. Salt can corrode your concrete product. Remember to regularly seal the product for more protection.
- D) We recommend that you regularly inspect the zinc pan and when you notice rusting starting to occur, we recommend that you purchase from your local hardware store a silver paint such as Rustoleum® or similar spray paint and apply this to the zinc pan in the manner advised by the paint manufacturer. Do not spray the zinc pan while it is in the concrete table top.

Protection From Heat Sources

Never place hot objects such as direct from oven to table cooking dishes directly on top of any Perpetual Collection table or furniture top. Doing so may discolor or cause a heat mark to be impregnated into the furniture's patina. Always use proper heat protection coasters (preferably with a soft cloth or cork base) to prevent heat being transferred directly on to the concrete table top patina.

Perpetual products can be used in an outdoor environment up to a maximum heat of 125 degrees Fahrenheit / 50 degrees Celsius.

Winter Storage

While your concrete merchandise can withstand severe cold (Maximum cold resistance 5 degrees Fahrenheit or minus 15 degrees Celsius), you must follow these steps to further protect your merchandise:

- A) Ideally, we would recommend you be able to move your concrete furniture into a sheltered location. If this is not possible, we recommend that you cover the furniture with a professional grade furniture cover. **DO NOT ALLOW WATER TO BUILD UP BETWEEN THE FURNITURE COVER AND THE CONCRETE SURFACE DURING FREEZING CONDITIONS.** If you cannot purchase a good cover, consider adding a layer of polystyrene foam between the table and your cover. Your goal must be to avoid a wet furniture cover coming into contact with the concrete and freezing. Make sure you do not allow snow and ice to build up on top of the cover if it is touching the furniture – failure to do so, may result in small hairline cracks appearing.

Warranty Information

LIMITED MANUFACTURER'S WARRANTY: Ceram Glass Safety Guard

You must inspect your Ceram Glass Safety Guard at the time of purchase. Your Ceram Glass Safety Guard is warranted against manufacturer's defects for a period of 6 months from date of purchase.

LIMITED MANUFACTURER'S WARRANTY: Super•Bio•Fuel™ Burner

This product includes a 1 (one) year limited manufacturer's warranty against manufacturing defects only. This does not include:

- Rust spotting,
- Negligence and poor product care,
- Operating damaged or defective product,
- Operating the Super•Bio•Fuel™ Burner with anything BUT liquid Super•Bio•Fuel™
- Use of the product in any way other than what it is described in this document.

General Wear and Tear

The manufacturer warrants its Super•Bio•Fuel™ Burner to be free from manufacturing structural defects for a period of 1 (one) year from date of original purchase. Manufacturer, as its sole obligation, will repair or replace (at its option) any product, part, or component covered by this Limited Warranty, which fails under normal use and correct product maintenance as a result of a defect in material or workmanship. Manufacturer will repair or replace the aforementioned product, part, or component with a comparable product, part, or component. This Limited Warranty extends only to the original purchaser (original invoice customers only) who acquires the product new from Manufacturer. Any product, part, or component must have been installed, used, and maintained in accordance with the written instruction of Manufacturer, if any, included with the product or otherwise provided to purchaser. This Warranty covers defects in materials and manufacturing only; it does not include normal wear and tear, misuse, or abuse of product, or damage caused by lack of proper care and maintenance. Any modification to the original product voids this Limited Warranty. If within 1 (one) year of purchase, the Product is found to be defective due to quality of craftsmanship, a written claim must be immediately filed with supporting photographic evidence and a detailed description with dates detailing when defects were first encountered. Any transportation costs are NOT included in the Limited Warranty.

LIMITED MANUFACTURER'S WARRANTY: Concrete Furniture Perpetual Collection

Seasonal Living warrants its Perpetual Furniture Collection to be free from manufacturing structural defects for a period of two (2) years from date of original purchase. Seasonal Living, as its sole obligation, will repair or replace (at its option) any product, part, or component covered by this Limited Warranty, which fails under normal use and correct product maintenance as a result of a defect in material or workmanship. Seasonal Living will repair or replace the aforementioned product, part, or component with a comparable product, part, or component. This Limited Warranty extends only to the original purchaser (original invoice customers only) who acquires the product new from Seasonal Living, its affiliate(s), or its authorized reseller(s), if any. Any product, part, or component must have been installed, used and maintained in accordance with the written instruction of Seasonal Living, if any, included with the product or otherwise provided to purchaser. This Limited Warranty covers defects in materials and manufacturing only; it does not include normal wear and tear, misuse, or abuse of product, or damage caused by lack of proper care, installation and or maintenance. Any modification to the original product voids this Limited Warranty. If within two (2) years of purchase, the Product is found to be defective due to quality of craftsmanship, a written claim must be immediately filed with supporting photographic evidence and a detailed description with dates detailing when defects were first encountered.

Manufacturer Does Not Provided Any Warranty Against:

- Natural variations in the surface grain or texture, or the presence of character marks.
- Changes in the surface finish due to aging or exposure to light, nature's elements, salt water / vapor and / or cleaning products.
- Any damage or failure caused by outdoor use of a product not specifically designed and sold for outdoor use.
- Any damage or failure caused by improper use of the product or use of the product in a manner that it was not intended (e.g. the Super•Bio•Fuel™ Burner must be used in the manner that it is intended (as described in this user's manual) and not be used for any other purpose).
- Corrosion originating from scratches and scrapes, which damage the outer stainless steel.
- Use in a confined or chlorinated environment.

Warranty Information

- Any damage or failure resulting from improper storage or exposure to extreme temperature or humidity changes.
- Failure resulting from normal wear and tear.
- Misuse or abuse of the product.
- Damage in shipping.
- Failure to follow instructions, unauthorized repair or alterations.
- Removal or loss of any piece of the aforementioned product collection such as but not limited to Ceram Glass Safety Guard protectors, metal components, etcetera.
- Damage from customer dropping or placing products in a location that causes product to fall or be knocked over either due to traffic (human, animal or mechanical) or extreme weather including but not limited to strong winds. Customer must use common sense and place merchandise in a location that will protect it and ensure complete stability.

Inspection of your products

You are required to inspect your products when you take delivery of them. If the packaging is removed or damaged on delivery then you will be required to note any damage on the delivery documentation that is presented to you by the carrier for signature. FAILURE TO DO SO, VOIDS ANY CLAIM YOU MAY HAVE. You are required to contact us in writing within 48 business hours of receipt of the merchandise for any concealed damage, providing us with complete detailed photos and a clear and precise written description of all damages. We will not be liable for any damage to any of the Product(s) unless we are notified within the time periods specified above.

TO INSURE THAT THE LIMITED WARRANTY IS VALID, CUSTOMER MUST PROVIDE CLEAR PHOTOGRAPHIC AND WRITTEN DESCRIPTIONS / EVIDENCE OF FAULTY PRODUCT AND BE PREPARED TO PRESENT ALL FAULTY MERCHANDISE OR SAMPLES TO MANUFACTURER. SHOULD THE CUSTOMER CHOOSE NOT TO RETAIN DAMAGED MERCHANDISE, THEN THIS WARRANTY IS VOID.

TO THE EXTENT PERMITTED BY LAW, ANY IMPLIED WARRANTIES, INCLUDING BUT NOT LIMITED TO, ANY IMPLIED WARRANTY OF MERCHANTABILITY OR FITNESS FOR A PARTICULAR PURPOSE, ARE HEREBY DISCLAIMED AND TO THE EXTENT THEY ARE LEGALLY REQUIRED, ARE LIMITED IN DURATION TO THE DURATION OF THIS LIMITED WARRANTY. TO THE EXTENT PERMITTED BY LAW, MANUFACTURER SHALL NOT BE LIABLE FOR ANY INCONVENIENCE, COMMERCIAL LOSS, OR INCIDENTAL OR CONSEQUENTIAL DAMAGES. REPAIR OR REPLACEMENT OF THE PRODUCT UNDER THIS LIMITED WARRANTY IS THE PURCHASER'S EXCLUSIVE REMEDY. Some states (USA) do not allow the exclusion or limitation of incidental or consequential damages, or limitations on how long an implied warranty lasts, so the above limitations or exclusions may not apply. In such cases, this Limited Warranty shall be deemed amended solely to the extent limited by such applicable state law. This Limited Warranty gives the purchaser specific legal rights and the purchaser may also have other rights, which vary from state to state

THIS LIMITED WARRANTY IS ONLY APPLICABLE TO CUSTOMERS WITHIN THE UNITED STATES OF AMERICA FOR PRODUCT USE WITHIN THE UNITED STATES.

Contact by post/mail: Seasonal Living,
211, East Alpine Road, Austin, TX 78704, USA.

6.71: No other forms of communication are acceptable. We strongly recommend that any mailings by post / mail are by registered delivery either with the US Postal Service and or FedEx / UPS or other standard courier companies

Make sure to keep your receipt as proof for date of purchase.

Notes/Reminders on How to Set Up and Operate this Zanzibar Super•Bio•Fuel™ Burner



SEASONAL LIVING®

FOR AN ELECTRONIC COPY OF THIS SAFETY & USER OPERATION MANUAL
EITHER SCAN THIS QR CODE AND OR VISIT:

<http://www.SeasonalLiving.com/QR/SuperBioFuelBurners>



REMEMBER: ALWAYS THINK AND ACT SAFELY AROUND FIRE.
WE HOPE YOU ENJOY YOUR PURCHASE