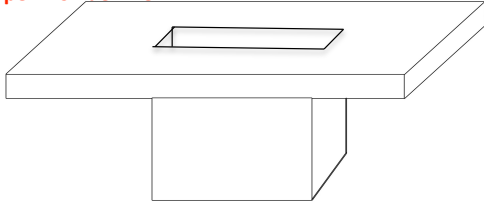


WARNING - These instructions are for assembly of concrete table top and base ONLY, NOT for set up and operation of Super.Bio.Fuel fire



Thank you for purchasing the **Perpetual Collection - Zanzibar Super.Bio.Fuel Coffee table**

This page lists up all components belonging to this item. Please take time to identify the hardware and the components. As you unpack and prepare the assembling, place the items on a carpet or padded area.

Hardware

COMPONENTS




Table Top

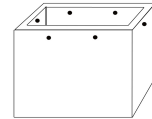
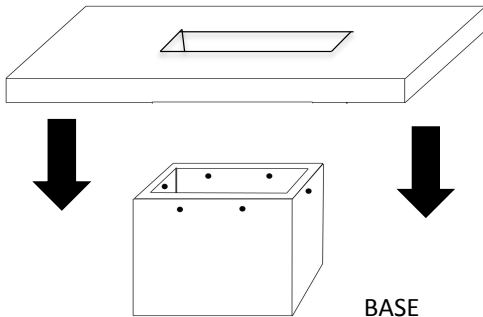


Table Base

TOP



BASE

Note: 2 people are required to assemble this product
Place the table base upright and fit the top into the base.
Note: Do not turn the unit over more than 20 degree.
Moving the product, please remove the top first, position the base at the new location and follow again the assembling instructions.

Cleaning & product care

Immediately wipe / clean up spills with a slightly damp cloth since the top is sensitive. If used outdoors, we recommend that at least 2-3 times a year you hand wax the surface with stone floor wax (Contact Seasonal Living for other alternatives) and a soft-clean cloth. As this is a hand crafted item, each piece is somewhat unique. Accordingly, color and natural veining will vary with each piece.

During winter periods, we recommend you store the Table in a garage or sheltered area. Before you store the furniture, make sure it is completely dry. Storing the product in a sheltered location will help to maintain the look and luster of your table for years to come - enjoy.

Customer Service 512.554.5738

Latest instructions available at www.seasonalliving.com

WARNING: Make Certain you fully READ, Understand and STRICTLY Follow AT ALL TIMES Manufacturer's User Manual for Operation of Super.Bio.Fuel burner

Warning: Do not let children play with the furniture. Do not stand and or sit on the table. Incorrect use of the furniture can be dangerous. Please be careful and do not put yourself at risk.