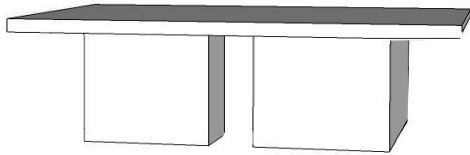


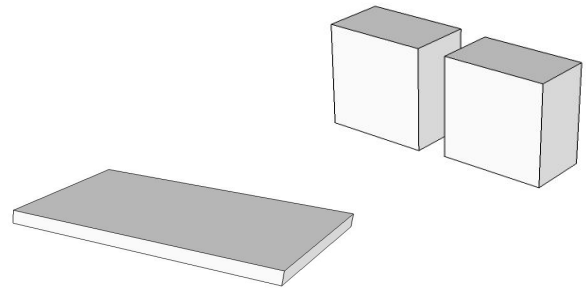


LOIRE Dining Table



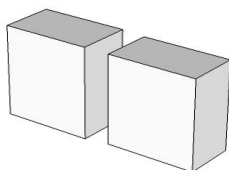
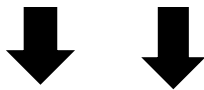
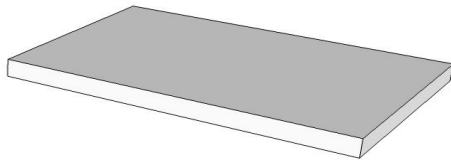
Thank you for purchasing the **LOIRE Dining table**. This page lists up all components belonging to this item. Please take time to identify the hardware and the components. As you unpack and prepare the assembling, place the items on a carpet or padded area.

Hardware



TOP

BASE



BASE

Note: 2 people are required to assemble this

Place the table base upright and fit the top into the base. Note: Moving the table, requires to separate top and base. Do not try to push or pull the table

Cleaning & product care

Immediately wipe / clean up spills with a slightly damp cloth since the top is sensitive. If used outdoors, we recommend that at least 2-3 times a year you hand wax the surface with stone floor wax (Contact Seasonal Living for other alternatives) and a soft-clean cloth. As this is a hand crafted item, each piece is somewhat unique. Accordingly, color and natural veining will vary with each piece.

During winter periods, we recommend you store the Table in a garage or sheltered area. Before you store the furniture, make sure it is completely dry. Storing the product in a sheltered location will help to maintain the look and luster of your table for years to come - enjoy.

Customer Service 512.554.5738

Latest instructions available at www.seasonalliving.com

Warning: Do not let children play with the furniture. Do not stand and or sit on the table. Incorrect use of the furniture can be dangerous. Please be careful and do not put yourself at risk.